



# GoTo North America Focused Delivery Program Pneumatics



# Pneumatics GoTo Catalog

Bosch Rexroth is pleased to present our Pneumatics GoTo Product catalog as part of our GoTo Focused Delivery Program.

The GoTo Focused Delivery Program streamlines everything to make it easier for you to get a selection of our most popular Rexroth products faster. You'll benefit from quicker access to product information, reliable lead times that meet or beat the expectations of the market, and enhanced customer service.

The same GoTo product portfolio is now available in the United States and Canada. With the same quantities and times from order to shipment in business days regardless of whether you are in the USA or Canada, GoTo is even easier to use.

For additional information on the GoTo Program and a complete list of other quality Rexroth products available in the Focused Delivery Program just go to:

**USA: [www.boschrexroth-us.com/GoTo](http://www.boschrexroth-us.com/GoTo)**



# GoTo Focused Delivery Program

Your local GoTo contact:

## GoTo Program Delivery Conditions

- Current GoTo program content and guidelines are specified at: **[www.boschrexroth-us.com/goto](http://www.boschrexroth-us.com/goto)**
- How to Order: Please state clearly for each line item on the purchase order that GoTo lead times are required.
- Orders for products exceeding the current program quantity limits may be acknowledged with extended delivery.
- Items listed in this catalog will be shipped from your local distributor or Bosch Rexroth location within the time frame stated in this catalog. For urgent delivery requirements, please check with your local sales office.

All items subject to prior sale. It is advisable to confirm critical delivery requirements at time of order. All sales subject to Bosch Rexroth Corporation Terms & Conditions of sales, which you can read at:

**[www.boschrexroth-us.com](http://www.boschrexroth-us.com)**

Bosch Rexroth reserves the right to make program changes at any time without notice.

### WARNING!

Failure, improper selection or improper use of the products and/or systems described herein or of related items may cause personal injury or property damage.

This document and other information from Bosch Rexroth Corporation and Bosch Rexroth Canada Corporation its divisions provide products and/or system options for further investigation by users having technical expertise. It is important that you analyze all aspects of your application and review the information concerning the products or systems in Rexroth's Data Sheets. Due to the variety of operating conditions and applications for these products or systems, the user, through his own analysis and testing, is solely responsible for making the final selection of the products and systems, and assuring that all performance, safety and warning requirements are met.

The products described herein, including without limitation, product features, specifications, designs and pricing are subject to change at anytime without notice.



# Table of Contents

	Page No.
<b>Air Preparation</b>	
<b>Series MU1 Pressure Regulator</b>	<b>7</b>
<b>Series NL1 Air Preparation</b>	<b>8</b>
<b>Series AS2, 3 and 5 Air Preparation</b>	<b>9</b>
<b>Series NL-C (Combi) Air Preparation</b>	<b>10</b>
<b>Vacuum Products</b>	<b>11</b>
<b>Pneumatic Valves</b>	
<b>Series 579 Directional Control Valves</b>	<b>12</b>
<b>Series 581 ISO 5599/1 Directional Control Valves</b>	<b>13</b>
<b>Series 740 Directional Control Valves</b>	<b>14</b>
<b>Series 840 Directional Control Valves</b>	<b>15</b>
<b>Ceram™ ISO 5599/1 Directional Control Valves</b>	<b>16</b>
<b>Series AP Directional Control Valves</b>	<b>17</b>
<b>Series ST Directional Control Valves</b>	<b>18</b>
<b>Series HF03-LG Directional Control Valve Manifolds</b>	<b>19</b>
<b>Series TC08 and TC15 Directional Control Valves</b>	<b>20</b>
<b>Series CD04 Directional Control Valves</b>	<b>21</b>
<b>Series ED02 and ED05 Electro-Pneumatic Pressure Control Valves</b>	<b>22</b>

## Liability:

In no event can the manufacturer accept warranty claims or liability claims for damages resulting from improper use or misuse of the equipment or as a result of changes made to the equipment other than those authorized by the manufacturer. The manufacturer will accept no claim in which non-original spare parts have been used.

©2013, Bosch Rexroth Corporation

All rights are held by ROBERT BOSCH GMBH, BOSCH REXROTH CORPORATION, and BOSCH REXROTH CANADA CORPORATION, also regarding patent claims. **We reserve the right to make technical changes at any time without notice.** Errors and omissions excepted.

## Table of Contents (continued)

	Page No.
<b>Pneumatic Actuators</b>	
<b>Series M Mini Cylinders</b>	<b>23</b>
<b>Series MNI Metric ISO 6432 Mini Cylinders</b>	<b>24</b>
<b>Series PRA and TRB ISO 15552 Cylinders-</b>	<b>25</b>
<b>Series RTC Rodless Cylinders</b>	<b>26</b>
<b>TaskMaster® NFPA Compatible Cylinders</b>	<b>27</b>
<b>Accessories</b>	
<b>Series PE5 Pressure Switches</b>	<b>28</b>
<b>Flow Controls, Fittings, Tubing and Silencers - Inch and Metric</b>	<b>29</b>
<b>Part Numbers</b>	<b>31</b>

### Liability:

In no event can the manufacturer accept warranty claims or liability claims for damages resulting from improper use or misuse of the equipment or as a result of changes made to the equipment other than those authorized by the manufacturer. The manufacturer will accept no claim in which non-original spare parts have been used.

©2013, Bosch Rexroth Corporation

All rights are held by ROBERT BOSCH GMBH, BOSCH REXROTH CORPORATION, and BOSCH REXROTH CANADA CORPORATION, also regarding patent claims. **We reserve the right to make technical changes at any time without notice.** Errors and omissions excepted.

GoTo Focused Delivery Program: Series MU1

## Series MU1 Pressure Regulator



Series MU1 air pressure regulators are 1/8" NPT and 1/4" NPT inch ported units. The compact design and die cast zinc body suits many different applications. Series MU1 are diaphragm type, self relieving, and three pressure ranges are offered in the GoTo program.

For complete engineering and design information:  
**GoTo** [www.rexrothpneumatics.com/us/GoToMU](http://www.rexrothpneumatics.com/us/GoToMU)

### Features:

- Diaphragm type pressure regulator, self relieving
- Three pressure ranges available
- Detented adjustment knob
- Panel mount nut included
- 1/8" NPT gauge port (order gauge separately)
- Accessories: gauges and mounting bracket

### Model Codes and Descriptions for GoTo Program:

- Series: MU1
- Type: RGS = Pressure regulator
- Ports: N018 = 1/8" NPT  
N014 = 1/4" NPT
- Gauge: GAN = without Gauge
- Pressure range: 035 = 2 to 50 psi  
070 = 3 to 100 psi  
100 = 6 to 145 psi
- Model code example: MU1-RGS-N018-GAN-100

### Technical Data:

- Ports: 1/8" NPT or 1/4" NPT
- Flow: 12.3 SCFM
- Supply pressure: 0 to 360 PSI
- Secondary pressure ranges:
  - 2 to 50 PSI
  - 3 to 100 PSI
  - 6 to 145 PSI
- Temperature range 14°F to +122°F
- Die Cast body and Buna-N(NBR) seals



GoTo Focused Delivery Program: Series NL1

## Series NL1 Air Preparation



Series NL1 compact FRLs are 1/8" NPT inch ported air preparation units and are fully modular and customizable. Choose from automatic or semi automatic drains, and 5 micron and 0.01 micron filtration. The NL1 series complements the larger AS2, AS3 and AS5 family of FRL's.

For complete engineering and design information:  
GoTo [www.rexrothpneumatics.com/us/GoToNL](http://www.rexrothpneumatics.com/us/GoToNL)

### Features:

- Easy to assemble, no tools required
- Pleasing color and compact dimensions
- Diaphragm type pressure regulator, self relieving
- Semi-automatic or automatic drain
- Polycarbonate bowl
- Customize your system with lockout valves, distribution blocks, filter-regulator combinations and dump valves
- See model codes for descriptions and accessories

### Model Codes and Descriptions for GoTo Program:

- Series: NL1
- Type: BAV = Manual valve, lockable  
DIS = Distributor block  
FLS = Standard filter, 5 micron  
FRE = Filter regulator, piggyback  
RGS = Standard regulator
- Ports: N018 = 1/8" NPT
- Gauge: GAU = With gauge
- Bowl: PNB = Polycarbonate
- Drain: HO = Semi automatic drain
- Filtration: 5.00 = 5 micron  
0.01 = 0.01 micron filtration, (standard on coalescing)
- Operators: 24 = 24VDC Pilot Valve  
110 = 110VAC Pilot Valve
- Part specific: NC2 = 2-way (for distributor blocks)
- Mounts: MBR-...-W02 = Mounting bracket kit for regulator  
MBR-...-W03 = End mounting kit  
MBR-...-W04 = Block assembly (joiner) kit
- Model Code Example:  
NL1-FRE-N018-GAU-100-PNB-AO-05.00

**Note:** Not all NL1 devices are on GoTo, see index pages for a complete list of part numbers included.

### Technical Data:

- Flow: 21 SCFM
- Supply pressure: 7 to 232 psi for HO drain  
21 to 232 psi for AO drain
- Pressure regulation: to 145 psi
- Temperature range: 14°F to +140°F
- Filter porosity: 5 micron standard and 0.01micron for coalescing
- Die cast body and Buna-N(NBR) seals
- Reservoir capacity: Filter 16 cm3 (0.54 U.S. Fl.oz.)  
Lubricator 35 cm3 (1.18 U.S. Fl.oz.)

See index Page 31 for GoTo product and accessory part numbers.



GoTo Focused Delivery Program: Series AS

## Series AS Air Preparation



The Series AS FRL family spans port sizes from 3/8" through 1" and includes individual filters, regulators and lubricators plus many other components which are modular in design, allowing both standard and custom combinations. Customize your system with lockout valves, distribution blocks, filter-regulator combinations, soft start valves, etc.

For complete engineering and design information:  
GoTo [www.rexrothpneumatics.com/us/GoToAS](http://www.rexrothpneumatics.com/us/GoToAS)

### Features:

- High flow design
- Light weight and smooth outer contours by use of polymer materials
- Patented system for oil filling simplifies maintenance
- Diaphragm type pressure regulator, self relieving
- Lockable regulator knob
- Polyamide bowl guard with bayonet catch
- Semi-automatic or automatic drain
- Disassembly of individual components from the front for easy maintenance
- Accessories: mounting end plates, back plate or straps and DIN Form C connector for electric dump valve

### Model Codes and Descriptions for GoTo Program:

- Series: AS2 (3/8"), AS3 (1/2"), AS5 (1")
- Type: ACD = Combination FRL, piggyback FR+L  
BAV = Manual valve (lockout option)  
DIS = Distributor block  
FLC = Coalescing filter, 0.01 micron  
FLS = Standard filter, 5 micron  
FRE = Filter regulator, piggyback  
LBS = Lubricator, oil drop, w/push button fill  
RGS = Standard regulator  
SOV = 3/2 dump valve
- Ports: N038 = 3/8" NPT      G038 = 3/8" BSPP  
N012 = 1/2" NPT      G012 = 1/2" BSPP  
N100 = 1" NPT
- Gauge: GAU = With gauge
- Secondary press. for regulator:  
080 = 8 bar (116 psi) in a combination unit  
100 = 10 bar (145 psi) standalone unit
- Bowl: PBP = Polycarbonate, with polyamide guard
- Drain: AO = Automatic drain (N.O.), drains w/o pressure  
HO = Semi automatic drain
- Filtration: 5.00 = 5 micron  
0.01 = 0.01 micron filtration, (std. on coalescing)
- Operators: 24 = 24VDC Pilot Valve DO16
- Part specific: LA = Lubricator auto fill (type LBS only)  
NC3 = 3-way (type DIS only)  
4-ST = Metal locking mechanism (BAV only)
- Mounts: MBR-...-W01 = Mounting bracket, metal  
MBR-...-W03 = Mounting strap (also a joiner)  
MBR-...-W04 = Block assembly (joiner) kit  
MBR-...-W05 = Mtg. flange kit w/threaded ports  
MBR-...-W06 = Control panel nut
- Model Code Example:  
AS2-FRE-N038-GAU-080-PBP-AO-05.00

**Note:** Not all AS devices are on GoTo, see index pages for a complete list of part numbers included.

### Technical Data:

- AS2 3/8" @ 95 SCFM; AS3 1/2" @ 183 SCFM; AS5 1" @ 511 SCFM
- Supply pressure: 7 to 232 PSI for HO drains, 21 to 232 PSI for AO drains
- Pressure regulation: to 145 PSI
- Temperature range: 14°F to +122°F
- Filter porosity: 5um standard and 0.01um for Coalescing
- Polyamide body, ABS covers and Buna-N (NBR) seals
- Reservoir capacity: Filter 28 cm<sup>3</sup> (0.95 U.S. Fl.oz.), Lubricator 40 cm<sup>3</sup> (1.69 U.S. Fl.oz.)

See index Pages 31-32 for GoTo product and accessory part numbers.

GoTo Focused Delivery Program: Series NL-C (Combi)

## Series NL-C (Combi) Air Preparation



The Combi line consists of combination air preparation units, each providing filtration, regulation and lubrication of compressed air. Two sizes are available, with NPTF ports ranging from 1/4" through 3/4". The polycarbonate bowl—with metal bowl guard as standard—is compartmentalized, with a condensate reservoir section and separate lubricant reservoir section. A semi-automatic drain (which opens automatically upon depressurization) with manual release function and hose barb connection at the drain stem are standard.

For complete engineering and design information:  
**GoTo [www.rexrothpneumatics.com/us/GoToCombi](http://www.rexrothpneumatics.com/us/GoToCombi)**

### Features:

- All-in-one FRL design
- Includes gauge, mounting bracket and metal bowl guard
- Transparent polycarbonate bowl for ease of monitoring the levels of condensate and lubricant in the bowl
- Rugged die-cast zinc construction

### Technical Data:

- Maximum Inlet Pressure: 16 bar (232 psi)
- Outlet pressure adjustment range: 0.5 to 10 bar (7 psi to 145 psi)
- Temperature range: 0°C to 50°C (32 F to 120F)
- Filter porosity: 40 micron

#### Two body sizes:

- Size A versions with 1/4" or 3/8" NPTF threads
- Size B versions with 1/2" or 3/4" NPTF threads

#### Materials of Construction:

- Die cast Zinc body
- NBR seals
- Brass drain stem
- Polycarbonate bowl
- Galvanized steel mounting bracket

GoTo Focused Delivery Program: Vacuum Products

## Vacuum Products



Bosch Rexroth offers an extensive line of Vacuum Products. We are pleased to add an introductory selection of these products to our GoTo product offering. Product families represented include the EBS line of vacuum ejectors for decentralized vacuum applications powered by compressed air and the FSR line of vacuum cups for general vacuum-based product handling applications.

For complete engineering and design information:  
GoTo [www.rexrothpneumatics.com/us/GoToVacuum](http://www.rexrothpneumatics.com/us/GoToVacuum)

### Features:

- EBS: Lightweight compact vacuum ejectors with push-to-connect fittings for a variety of applications
- FSR: Versatile, flexible flat vacuum cup for use with level or curved surfaces of varying roughness


### Technical Data:

- EBS: 6mm to 10mm push-to-connect interface (in GoTo); ejectors with other connection types are available  
vacuum flow rates up to 215 l/min  
maintains vacuum pressures over 80% of total vacuum (24" Hg gauge)
- FSR: Female threaded ports M5 - G3/8 (in GoTo); cups with other connection types are available  
FSR smaller than 100mm in GoTo are capable of operation in -10°C to +70°C ambient temperature (+14°F to +158°F)  
100mm FSR is capable of -20°C to +170°C (-4°F to +338°F)

Please visit our international website for details and additional products:  
<http://www.rexrothpneumatics.com/pneumatics-catalog>

GoTo Focused Delivery Program: Series 579

## Series 579 Directional Control Valves



The 3/2 function Series 579 directional control valve with unique poppet design offers trouble free service. Polymer body allows a rugged and corrosion resistant valve. Dove tail design allows combining of valves easily without tools. Integrated pneumatic tube fittings save time and money.

For complete engineering and design information:  
GoTo [www.rexrothpneumatics.com/us/GoTo579](http://www.rexrothpneumatics.com/us/GoTo579)

### Features:

- Designed for non-lubricated service
- Light weight
- Space savings
- Works well in either harsh or normal environments
- Locking or non-locking manual overrides
- Single or stacking valves
- Integrated push in 1/4" tube fitting
- Can be mounted on DIN rail
- Single and collectable exhaust
- Accessories: coils, electrical connectors, silencers

### Model Codes and Descriptions for GoTo Program:

- Series: V579
- Type: IN = Inlet valve  
STK = Stacking valve  
END = End valve  
SGL = Single valve
- Function: 32NC = 3/2 normally closed
- Ports: 14 = 1/4" Push-in fitting
- Voltage: 012DC = 12 VDC  
024DC = 24 VDC
- Pilot: INT = Internal supply
- Model Code Example:  
V579-SGL-32NC-14-024DC-INT


**Note:** Not all 579 valves are on GoTo, see index pages for a complete list of part numbers included.

### Technical Data:

- Flow rate 0.52 C<sub>v</sub>
- Working pressure: 29 to 116 psi @ 122° F, to 145 psi @ 104°F
- Minimum pilot pressure: 29 psi
- Working temperature: 5°F to 122° F
- Valve functions: 3/2 normally closed (in GoTo), 3/2 normally open and 5/2 SS also available
- Voltage available: 12 VDC and 24 VDC (in GoTo), other voltages also available
- U.L. recognized coils
- Valve body made of polyamide
- Protection: IP65 (NEMA 4)

GoTo Focused Delivery Program: Series 581

## Series 581 ISO 5599-1 Directional Control Valves



Series 581 directional control valves meet ISO 5599-1 and are interchangeable with many other manufacturers. The 581, in ISO sizes 1, 2 and 3 offers higher flow rates as compared other ISO valves within the same size. Unique spool and sleeve assembly is isolated from vibration and outside forces for long life. Construction allows field convertibility for internal or external pilot control. Valves come with CNOMO operators, **coils to be ordered separately**. Subbases also ordered separately.

For complete engineering and design information:  
GoTo [www.rexrothpneumatics.com/us/GoTo581](http://www.rexrothpneumatics.com/us/GoTo581)

### Features:

- Long service life of over 100 million cycles
- Simple to repair - unitized spool / sleeve and gasket in body repair kit
- Designed for non-lubricated service, Teflon® glide rings "loaded" by Buna-N O-Rings
- Locking / Non-locking manual overrides
- Flow control kit available for field installation
- Valves come without coils for maximum flexibility to meet a variety of applications
- Accessories: coils, NPT and ISO-G ported single subbases and manifolds, sandwich pressure regulators, electrical connector

### Model Codes and Descriptions for GoTo Program:

- Series: 581 = 5599-1 ISO valve
- Size: 1 = ISO I  
2 = ISO II
- Function: 1 = 5/2 2-position, single sol., spring return
- Operator: 7 = CNOMO single solenoid w/operator
- Options: 0 = Without flow controls, internal pilot
- Voltage: 0 = Without solenoid
- Electrical: 5 = CNOMO with locking/non-locking override
- Model Code Example: 581-117-005
- In addition to the valves with a 30mm CNOMO operator, three valves with 22mm Form B operator are offered on GoTo:  
Size1 – 5/2 2-position, single sol., spring return valve less solenoid valve, Model Code 581-111-000  
Size 2 – 5/2 2-position, single sol., spring return valve less solenoid and valve with 110 VAC coil, Model Codes 581-211-000 and 581-211-031

**Note:** Not all 581 valves are on GoTo, see index pages for a complete list of part numbers included.

### Technical Data:

- Flow rates: ISO 1: 5/2 1.4 C<sub>v</sub>, 5/3 1.1 C<sub>v</sub>  
ISO 2: 5/2 2.7 C<sub>v</sub>, 5/3 2.1 C<sub>v</sub>  
ISO 3: 5/2 4.8 C<sub>v</sub>, 5/3 4.1 C<sub>v</sub>
- Working pressure: to 150 psi
- Working temperature: -4°F to 140°F
- Valve functions: 5/2 SS & DS, and 5/3 CC, SC, and OC for ISO 1, 2 and 3. Size 4 also available
- Voltage available: 24 VDC and 120 VAC for select valve functions, coils available for 12 VDC, 24 VDC, and 120 VAC
- Minimum pilot pressure: 5/2 SS and 5/3, 40 psi  
5/2 DS, 23 PSI
- Protection: IP 65 (NEMA 4)

See index Pages 33-35 for GoTo valves, coils and other accessory part numbers.

GoTo Focused Delivery Program: Series 740

## Series 740 Directional Control Valves



Unique diaphragm/poppet design directional control valve for fast response, long life and trouble free service. Polymer body results in rugged and corrosion resistant valve. Integrated pneumatic tube fittings save time and money. Use as inline valve, or assemble with snap together manifold system. Specific models with coils are available on GoTo. In addition, for inventory flexibility, a 10mm version is included in GoTo, and the coils are ordered separately. See the index pages for specific part numbers included in GoTo.

For complete engineering and design information:  
GoTo [www.rexrothpneumatics.com/us/GoTo740](http://www.rexrothpneumatics.com/us/GoTo740)

### Features:

- Expected life of over 20 million cycles
- Designed for non-lubricated service
- Works well in either harsh or normal environments
- Locking or non-locking manual overrides
- Adjustable integrated flow control in valve body
- Single solenoid valves in 24VDC and 120VAC in both standard and Corrosion Resistant (stainless steel hardware) versions
- 10mm valve available without coils for maximum flexibility to meet a variety of applications (coils available separately)
- Inline or snap together manifold system


### Technical Data:

- Flow rates: 0.7 C<sub>v</sub>
- Working pressure: 20 to 150 psi
- Working temperature: 5°F to 122°F
- Valve functions: 5/2 SS & DS (in GoTo), 5/3 CC and OC also available
- Voltage available: 12 VDC, 24 VDC and 120 VAC (12 VDC for less coil versions only)
- Minimum pilot pressure requirement: 5/2 and 5/3, 20 PSI
- Protection: IP65 (NEMA 4)

**Note:** Not all 740 valves are on GoTo, see index pages for a complete list of part numbers included.

GoTo Focused Delivery Program: Series 840

## Series 840 Directional Control Valves



Unique poppet design directional control valve for fast response, long life and trouble free service. Polymer body results in a rugged and corrosion resistant valve. Integrated pneumatic tube fittings save time and money. Use as an inline valve, or use snap together manifold system. Series 840 valves come complete with coils. See the index pages for specific part numbers included in GoTo.

For complete engineering and design information:  
**GoTo [www.rexrothpneumatics.com/us/GoTo840](http://www.rexrothpneumatics.com/us/GoTo840)**

### Features:

- Designed for non-lubricated service
- Compact and lightweight (only 2.6 oz. and less than 3 cubic inches of space)
- Works well in either harsh or normal environments
- Locking or non-locking manual overrides
- Available modular wireway
- Integrated fittings for 1/4" tubing
- Inline valve or snap together manifold system
- Accessories: manifolds and additional fittings

### Technical Data:

- Flow rates: 0.2 C<sub>v</sub>
- Working pressure: 23 to 120 psi
- Working temperature: 5°F to 122°F
- Valve functions: 5/2 SS and 5/2 DS
- Voltage available: 12 VDC, 24 VDC and 120 VAC
- Minimum pilot pressure requirement: 20 psi
- Body made of polyacetal
- Protection: IP65 (NEMA 4)

**Note:** Not all 840 valves are on GoTo, see index pages for a complete list of part numbers included.



GoTo Focused Delivery Program: Ceram

## Ceram™ ISO 5599-1 Directional Control Valves



ISO 5599-1 type valves, interchangeable with many other manufacturers. Unique ceramic plates form a nearly perfect, indestructible seal. The Ceram is more tolerant of dirty air and harsh conditions than any directional control valve available. Offers higher flow rates as compared other ISO valves within the same size. Construction allows field convertibility for internal or external pilot control. Specific models of ISO sizes 1, 2 and 3 are included in GoTo. In addition, for inventory flexibility, some ISO sizes 1 and 2 valves with CNOMO operators less coil are included in GoTo, and coils for these are ordered separately. Subbases are also ordered separately.

For complete engineering and design information:  
GoTo [www.rexrothpneumatics.com/us/GoToCeram](http://www.rexrothpneumatics.com/us/GoToCeram)

### Features:

- Long service life of over 150 million cycles
- Designed for non-lubricated service
- Near diamond hard ceramic sliding plates provide sealing and are guaranteed for life of the valve
- Works well in either harsh or normal environments
- Perfect for neglected air supply systems, i.e. contaminated with dirt, rust, moisture, carbon black, etc
- Locking or non-locking manual overrides
- Valves with and without coils available for maximum flexibility to meet a variety of applications
- Accessories: NPT and ISO-G single subbase and manifolds, sandwich pressure regulators and flow controls

### Model Codes and Descriptions for GoTo Program:

- Series: Ceram = 5599-1 ISO valve
- Size: SZ1 = ISO I  
SZ2 = ISO II  
SZ3 = ISO III
- Pilot: IP = Internal pilot
- Function: SS = 5/2 2-position, single sol., spring return  
DS = 5/2 2-position, double solenoid  
CC = 5/3 3-position, closed center  
OC = 5/3 3-position, open center  
AP = Air Pilot (Size 1 only)
- Electrical: LESS COIL = CNOMO with locking/non-locking override, no coil  
With coil, 24 VDC or 120 VAC
- Model Code Example:  
CERAM SZ1 IP SS LESS COIL, GT-010061-00040

**Note:** Not all CERAM valves are on GoTo, see index pages for a complete list of part numbers included.

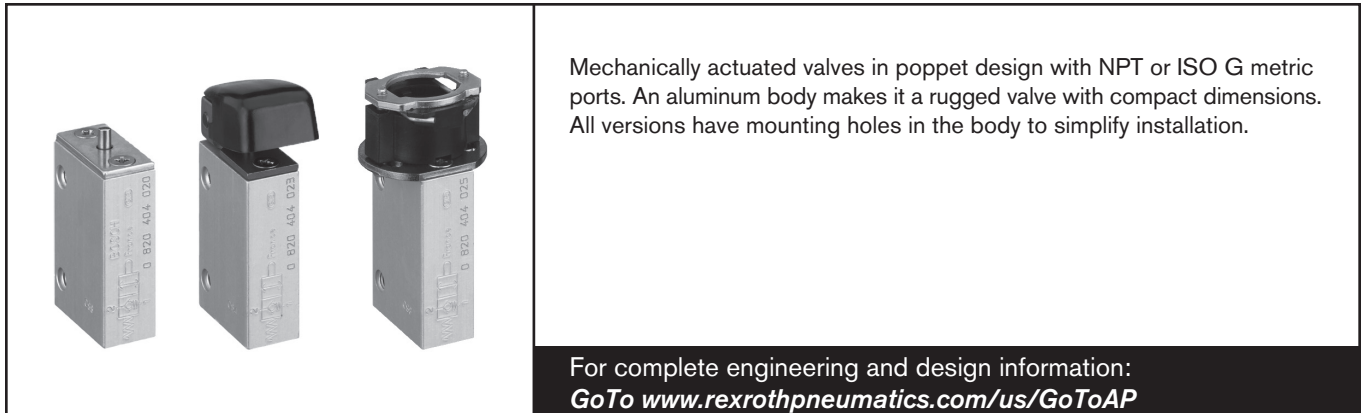
### Technical Data:

- Flow rates: ISO 1, 1.1 C<sub>v</sub>  
ISO 2, 2.4 C<sub>v</sub>  
ISO 3, 4.3 C<sub>v</sub>
- Working pressure: Vacuum to 150 psi
- Working temperature: 5°F to 150°F
- Valve functions: 5/2 SS & DS, and 5/3 CC and OC
- Voltages available: 24 VDC; 120 VAC  
(12 VDC, 24 & 240 VAC for less coils version only)
- Minimum pilot pressure:  
ISO 1 & 2: 5/2 SS & 5/2 DS, 29 psi  
5/3, 44 psi  
ISO 3: 5/2 SS & 5/2 DS, 36 psi  
5/3, 44 psi
- Protection: IP65 (NEMA 4)
- Size 4 also available

See index Pages 36-38 for GoTo valves and accessory part numbers.

GoTo Focused Delivery Program: Series AP

## Series AP Directional Control Valves



### Features:

- Designed for non-lubricated service
- Compact design
- Poppet valve works well in normal and harsh environments
- Ports of 1/8"NPT on the panel mount, with Black Pushbutton or Grey Rotary Switch operators
- G1/8 ports on plunger and pushbutton versions
- Pedal operated version features 1/4" NPT ports

### Technical Data:

- Flow rates: 0.25C<sub>v</sub> (1/8")  
0.60C<sub>v</sub> (1/4")
- Working pressure: 0 to 145 psi
- Working temperature: 32°F to 176°F
- Body made of aluminum
- Valve functions and operators:
  - 3/2NC panel mount (1/8"NPT)
  - 2/2NC and 3/2NC with plunger (G1/8)
  - 3/2NC with pushbutton (G1/8)
  - 4/2 pedal operated (1/4"NPT)

**Note:** Not all AP valves are on GoTo, see index pages for a complete list of part numbers included.

GoTo Focused Delivery Program: Series ST

## Series ST Directional Control Valves



Mechanically actuated directional control valves with ISO G metric ports. All Stainless Steel body and spool make it a rugged valve with compact dimensions, suitable for wash down applications and corrosive environments. All versions have mounting holes in the body to simplify installation.

For complete engineering and design information:  
**GoTo [www.rexrothpneumatics.com/us/GoToST](http://www.rexrothpneumatics.com/us/GoToST)**

### Features:

- All stainless steel design
- Compact design
- G1/8 ports


### Technical Data:

- Flow rates: 0.28C<sub>v</sub>
- Working pressure: -14 to +145 psi
- Working temperature: 5°F to 176°F
- Body and spool made of stainless steel
- G1/8 ports
- Valve functions and operators:
  - 5/2: Panel mount, Roller, and Detented Lever
  - 3/2: Roller

**Note:** Not all ST valves are on GoTo, see index pages for a complete list of part numbers included.

GoTo Focused Delivery Program: Series HF03-LG

## Series HF03-LG Valves and Manifolds



HF03-LG directional control valve manifold system offers lateral plug-in connection for subbases and a smooth, lightweight polymer design. The smooth surfaces are important in industries such as food and packaging. Configure complete valve manifolds online (GoTo program limitations listed below) and get a unique part number and optional CAD drawing. Manifolds are delivered pre-assembled and tested.

For complete engineering and design information:

GoTo [www.rexrothpneumatics.com/us/GoToHF03-LG](http://www.rexrothpneumatics.com/us/GoToHF03-LG)

### Features:

- Configurable to meet many applications
- D-sub connector for up to 24 coils (25-pin) or 32 coils (44-pin), or serial bus connection for up to 32 coils (limit of 24 in GoTo) and 48 I/O
- Low 0.35 watt power consumption for each coil
- Direct or DIN rail mounting
- Sandwich pressure regulator for #1 port available
- Field expandable by one valve subbase
- CAD files available
- Accessories: DIN rail mounting kit, silencers, individual subbases with tie rods for 5/16" tube, 1/8" NPT or G ports, blanking plate, isolator plugs, cables

### Model Codes and Descriptions for GoTo Program:

- Series: HF03-LG
- Version: 11 = 25-pin D-sub conn. 45 = BDC SERCOS III  
33 = ASi 8DI/8DO aux. 64 = CMS Profibus  
37 = ASi 8DO 67 = CMS DeviceNet  
40 = BDC Profibus 68 = CMS Ethernet I/P  
41 = BDC DDL 82 = CMS DDL
- Ports: 8mm or 5/16" push-in fitting  
1/8" NPT  
Transition plate for RPS modules
- Override: With turn and detent manual override, all valve functions  
With non-locking push manual override, valve functions identified by \*
- I/O Modules: CMS 8-out, 4xM12 or 8xM8  
CMS 8-in, 4xM12 or 8xM8
- Control Units: 8-out or 16-out, 25-pin D-sub; 8 out, 8xM8; 2-out, 2xM12
- Function: 5/2 2-position, single sol., spring return\*  
5/2 2-position, double solenoid\*  
5/2 2-position, single sol., air spring ret.  
5/3 3-position closed center\*  
2x3/2 normally closed + normally closed\*  
2x3/2 normally open + normally open  
2x3/2 normally closed + normally open  
2x3/2 normally open + normally closed  
Blanking plate  
R-P-S Supply/Exhaust module
- Limitations: Maximum 12-stations per manifold  
Configurator default "priority subplates" only
- Model Code Example: HF03-LG-8-11 port size and other options listed on configuration file

### Technical Data:

- Flow rate: 0.7 C<sub>v</sub>
- Pressure range: 36 to 150 psi
- Temperature range: 32°F to 122°F
- All valve functions: 2x3/2 (split spool), 5/2 SS, DS, and 5/3
- Nominal voltage: 24 VDC (−15%/+20%)
- Push-in fitting Ø 8 mm or 5/16", 1/8" NPTF or G1/8 thread connection
- External pilot for vacuum and low pressure applications optional
- Protection class: IP65 (NEMA 4)
- Other options and accessories also available

See index Page 39 for GoTo valves and accessory part numbers.

GoTo Focused Delivery Program: Series TC

## Series TC08 and TC15 Valves



Compact pneumatic directional control valves with polymer body and metal threaded inserts. The GoTo program includes 1/8" (TC08) or 1/4" (TC15) valves with NPT and ISO-G porting as inline versions, and NPT only as manifold components for up to 12 stations.

For complete engineering and design information:  
GoTo [www.rexrothpneumatics.com/us/GoToTC](http://www.rexrothpneumatics.com/us/GoToTC)

### Features:

- Lightweight
- Narrow body
- Multiple mounting holes
- Designed for non-lubricated service
- Works well in either harsh or clean environments
- Inline or manifold versions
- Detent manual overrides
- Accessories: external pilot end plate, single station sub-base with tie rods for expansion, DIN Form C connector

### Model Codes and Descriptions for GoTo Program:

- Series: TC08 = TC08 series  
TC15 = TC15 series
- Function: 2x3/2 NC/NC = dual 3/2 norm. closed/norm. closed  
5/2SR = 5/2 2-pos. single sol., spring ret.  
5/2DS = 5/2 2-position, double solenoid
- Ports: N018 = 1/8" NPTF  
N014 = 1/4" NPTF  
G1/8 = G 1/8 (BSPP)  
G1/4 = G 1/4 (BSPP)
- Voltage: 110AC = 110 VAC  
024DC = 24 VDC
- Type: IP = Inline valve, internal pilot  
EP = Inline valve, external pilot  
MVS = Manifold valve system
- Model Code Example: TC08-5/2SR-N018-024DC-IP

**Note:** Not all TC valves are on GoTo, see index pages for a complete list of part numbers included.

### Technical Data:

- Flow rates: TC08, 0.8 C<sub>v</sub>  
TC15, 1.5 C<sub>v</sub>
- Working pressure: 44 to 145 psi
- Working temperature: 14°F to 122°F
- Port size: TC08: 1/8" NPTF or G 1/8  
TC15: 1/4" NPTF or G 1/4
- All valve functions: 5/2 SS & DS, and 5/3
- Voltage available: 24 VDC, 120 VAC, double air pilot
- Protection: IP65 (NEMA 4 )

See index Pages 39-40 for GoTo valves and accessory part numbers.

GoTo Focused Delivery Program: Series CD04

## Series CD04 Directional Control Valves



Inline pneumatic directional control valves with 1/8" PTF ports, which offer high flow in a compact valve. The GoTo program includes pneumatically actuated and manually/mechanically actuated valves.

For complete engineering and design information:  
GoTo [www.rexrothpneumatics.com/us/GoToCD04](http://www.rexrothpneumatics.com/us/GoToCD04)

### Features:

- Compact, lightweight design
- Multiple actuation options
- Rotatable coil
- Suitable for vacuum or dual pressure applications
- "Zero overlap" spool
- Reverse porting possible on 3-way versions
- Suitable for non-lubricated or lubricated air

### Model Codes and Descriptions for GoTo Program:

- G1/8 threads
- 3/2 Manual/Mechanical version: Roller
- 5/2 Manual/Mechanical versions: Roller
- 3/2 Single Air Pilot


**Note:** Not all CD04 valves are on GoTo, see index pages for a complete list of part numbers included.

### Technical Data:

- 1/8" PTF Port Size also available (PTF = NPT short threads), G1/8 port size on GoTo
- $C_v = 0.9$
- 3 and 4 Way, 2 Position on GoTo, 3 Position also available
- Electrically actuated also available with 12 VDC, 24 VDC, 110 VAC operators, or basic valves with no coil for other voltages, with standard 22mm Form B electrical connection
- Pneumatically actuated with single air pilot on GoTo, double air pilot also available
- Manually/mechanically actuated with roller on GoTo, plunger, push-button, and lever actuators also available

GoTo Focused Delivery Program: Series ED

## Series ED02 and ED05 E/P Pressure Control Valves



Direct acting poppet style, electro-pneumatic (E/P) pressure control valves with closed loop control. Use to change output pressure or force proportional with an electrical input. Compact ED02 version is only 30mm wide. Also in the GoTo program is the higher flow ED05 model.

For complete engineering and design information:  
GoTo [www.rexrothpneumatics.com/us/GoToED](http://www.rexrothpneumatics.com/us/GoToED)

### Features:

- Single M12 connection for power and input
- 0 to 10 VDC or 4 – 20 mA input control
- +/- 20% supply voltage variance (24 VDC)
- Multiple mounting holes
- Works well in either harsh or clean environments
- See catalog for performance data
- Accessories: M12 electrical connector, tie rod kits for ED02

### Model Codes and Descriptions for GoTo Program:

- Series: ED
- Type: ED02 = 3.5 SCFM  
ED05 = 35.3 SCFM
- Minimum pressure output: 000 = 0 bar, 0 psi
- Maximum pressure output: 000 = 10 bar, 145 psi
- Nominal input/output values: 010 = 0-10 VDC  
420 = 4-20 mA
- Connection: 1M12A = M12, 5 pin
- Model Code Example: ED02-000-100-010-1M12A

**Note:** Not all ED02 and ED05 valves are on GoTo, see index pages for a complete list of part numbers included.

### Technical Data:

- Flow rates: ED02, 3.5 SCFM  
ED05, 35.3 SCFM
- Working pressure: 0 to 145 psi
- Working temperature: 32°F to 158°F
- Port size: ED02: Universal threads for 1/8" NPT or G1/8  
ED05: Universal threads for 1/4" NPT or G1/4
- Air filtration: 50 micron
- Hysteresis: < 1 psi
- Protection: IP65 (NEMA 4)



GoTo Focused Delivery Program: Series M

## Series M Mini Cylinders



The Series M double acting mini cylinder with rolled crimp design provides durable leak proof service and long life. Threaded nose and rear clevis provides mounting and application flexibility. Can be interchanged with other manufacturers, a crossover listing is available online.

**Note:** For specific version/bore/stroke combinations included in GoTo program, see the full list of part numbers listed in the index pages.

For complete engineering and design information:

**GoTo** [www.rexrothpneumatics.com/us/GoToMseries](http://www.rexrothpneumatics.com/us/GoToMseries)

### Features:

- Stainless steel cylinder body
- Die cast aluminum end caps
- Stainless steel piston rods on all GoTo bores exc. 2"
- Oil impregnated rod bushing

### Model Codes and Descriptions for GoTo Program:

- Series: M = Double acting mini cylinder
- Bore size: 4 = 7/16"  
5 = 9/16"  
7 = 3/4"  
8 = 7/8"  
10 = 1-1/16"  
15 = 1-1/2"  
20 = 2"
- Versions: DXP = Pivot and nose mount, no pivot pin  
D = Front nose mount  
DP = Rear pivot mount
- Strokes: 05 = 0.50"  
10 = 1.00"  
15 = 1.50"  
20 = 2.00"  
30 = 3.00"  
40 = 4.00"  
50 = 5.00"
- Model Code Example: M-15DXP-10 (Note: not all version/bore/stroke combinations are included in GoTo, see index pages for a complete list of part numbers included.)

### Technical Data:

- Bore sizes available: 7/16", 9/16", 3/4", 7/8", 1 1/16", 1 1/2" and 2"
- Working pressures: 23 to 250 psi
- Working temperatures: -10°F to 165°F
- Strokes from 1/2" to 5", see part number and description for specific bore/strokes included in GoTo

GoTo Focused Delivery Program: Series MNI

## Series MNI Metric Mini Cylinders (ISO 6432)



The Series MNI mini-ISO cylinder conforms to ISO 6432, ensuring interchangeability between manufacturers who conform to the same standard. With stainless steel rod and barrel, anodized aluminum end covers, brass piston and Buna-N seals, it provides a rugged construction ensuring years of trouble-free operation. Included in GoTo are bore sizes range from 12mm to 25mm, with strokes 10mm, 25mm, 50mm, 80mm, 100mm and 160mm. A comprehensive array of a mounts and rod accessories are available.

For complete engineering and design information:  
GoTo [www.rexrothpneumatics.com/us/GoToMNI](http://www.rexrothpneumatics.com/us/GoToMNI)

### Features:

- Stainless steel cylinder body
- Die cast anodized aluminum end caps
- Stainless steel piston rod
- Brass piston
- Available with or without magnetic piston
- Buna-N seals
- Conforms to ISO 6432
- Cylinder mounting nut and piston rod nut included
- Accessories: mounting, rod clevis

### Model Codes and Descriptions for GoTo Program:

- Series: MNI = Double acting mini cylinder
- Bore sizes: 012 = 12mm  
016 = 16mm  
020 = 20mm  
025 = 25mm
- Version: Double acting
- Strokes: 10mm, 25mm, 50mm, 80mm, 100mm, 160mm
- Piston: With or without magnet

**Note:** Not all MNI bore and stroke sizes are on GoTo, see index pages for a complete list of part numbers included.

### Technical Data:

- Bore sizes available: 12mm, 16mm, 20mm and 25mm (other bores sizes available not on GoTo)
- Working pressures: 14.5 to 145 psi
- Working temperatures: -13°F to 176°F
- Strokes available: 10, 25, 50, 80, 100mm and 160mm (other strokes available not on GoTo)
- Piston rod diameter/rod thread: 12mm & 16mm (6mm, M6), 20mm (8mm, M8), 25mm (10mm, M10 x 1.25)
- Port sizes: 12mm (M5), 16mm (M5), 20mm and 25mm (G1/8)

GoTo Focused Delivery Program: Series PRA and TRB

## Series PRA and TRB ISO 15552 Cylinders



Series PRA and TRB double acting air cylinders have aluminum bodies providing a clean and robust design. The PRA is a profile (non-tie rod) version, the TRB has tie rods with a round tube. Ideal cushioning maximizes speed and load carrying capabilities. Interchangeable with many other manufacturers of ISO 15552 cylinders. Configure complete cylinders (from 32mm to 125mm bore sizes) online within limitations listed below.

For complete engineering and design information:  
GoTo [www.rexrothpneumatics.com/us/GoToPRA-TRB](http://www.rexrothpneumatics.com/us/GoToPRA-TRB)

### Features:

- Ideal Cushioning
- Anodized aluminum body
- Die cast aluminum end caps
- Stainless steel piston rod
- Multiple guiding accessories available
- Available with metric or inch porting/rod threads
- Adjustable cushions
- Magnetic piston for proximity switch sensing
- Switch installation on all 4 sides
- Flush proximity groove on 2 sides on PRA
- Accessories: mounting, rod clevis, proximity switches

### Model Codes and Descriptions for GoTo Program:

- Series: PRA = Profile ISO cylinder  
TRB = Tie rod ISO cylinder
- Function: DA = Double acting
- Bore sizes: 032 = 32mm (1-1/4")  
040 = 40mm (1-1/2")  
050 = 50mm (2")  
063 = 63mm (2-1/2")  
080 = 80mm (3-1/8")  
100 = 100mm (4")  
125 = 125mm (5")
- Stroke: TRB up to 500 mm; PRA up to 1000 mm,  
32 – 125 mm in 1 mm increments; for inch version last digit  
is 1/8" increments
- Threads: 0 = Metric, 1 = Inch
- Cushioning: 2 = With adjustable pneumatic cushioning
- Piston: 2 = With magnet
- Piston rod: 1 = Standard single rod  
4 = Single, extended for HU1  
5 = Single, extended for LU6  
6 = Single, extended for LU1/LU2
- Seals: 1 = Standard PUR
- Scraper: 1 = Standard
- Cylinder type: BAS = Basic
- Model Code Example:  
PRA-DA-050-0200-1-2-2-1-1-1-BAS,  
other options as listed on configuration file (double  
acting, 50mm bore, 20 inch stroke, NPT ports,  
w/cushions, w/magnet, standard rod & seals)

### Technical Data:

- Bore sizes from 32 to 125 mm (1 1/4" to 5")
- Working pressures from 23 to 150 psi
- Working temperatures from -4°F to 176°F
- Polyurethane seals and scraper
- Grade 431 stainless steel piston rod
- Strokes in 1mm increments up to 1000 mm, 1/8" increments up to 40"
- ISO-G (BSPP) porting and metric rod threads, or NPT porting with inch rod threads

See index Pages 42-47 for GoTo cylinders and accessory part numbers.

GoTo Focused Delivery Program: Series RTC

## Series RTC Rodless Cylinders



The Series RTC rodless cylinders feature an extruded aluminum body and oval piston providing a clean and robust design. Unique shape of Inner sealing band made from stainless steel wire reinforced polyurethane provides virtually zero leakage. Stainless steel outer band protects against dirt and dust. Ideal cushioning maximizes speed and load carrying capabilities. The internal guide, compact guide and heavy duty versions are included in the GoTo program with the limitations listed below. Configure complete cylinders online. Note: not all bore sizes are available for all guide versions.

For complete engineering and design information:  
GoTo [www.rexrothpneumatics.com/us/GoToRTC](http://www.rexrothpneumatics.com/us/GoToRTC)

### Features:

- One piece piston and shuttle for maximum load capacity
- Oval-shaped piston for lower height and greater resistance to side load
- Anodized aluminum body and end caps
- Magnetic piston for position sensing
- Adjustable "Ideal Cushioning"
- Can be ported on one end
- Flush proximity groove on two sides
- NPT or ISO-G (BSPP) ports
- Inch or metric strokes
- Accessories: mounting, proximity switches

### Model Codes and Descriptions for GoTo Program:

- Series: RTC
  - Function: DA
  - Bore sizes: 016 = 16mm (5/8")  
025 = 25mm (1")  
032 = 32mm (1-1/4")  
040 = 40mm (1-1/2")  
050 = 50mm (2")  
063 = 63mm (2-1/2")  
080 = 80mm (3")
  - Stroke: 0000 = Full inch & 1/8", up to 118" \*  
0000 = Metric in mm, up to 3000 mm\*
  - Guide: BV (internally guided), RR (RexMover replacement), RI (Series 170 replacement), CG (compact guide), HD (heavy duty guide)
  - Inch/Metric: I = inch, M = metric
  - Mounting: M00 = Without mounting  
MF1 = End cover mounting  
M40 = End cover & foot mounting  
M41 = Foot mounting
  - Shuttle: S00 = Without mounting  
S42 = Angle bracket  
S44 = Articulating mounting
  - Ports: B = BSPP (ISO-G); 5 = M5, 7 = M7, N = NPT (options 5 and 7 are for 16mm bore size only)
  - Lubrication: L = Low speed
  - Seals: P = Polyurethane
  - Sensors: 00 = Without  
RA3 = ST4 reed, 3 meter PUR cable  
RB3 = ST4 reed, 0.8 meter PUR cable, type B  
PA3 = ST4 PNP, 3 meter PUR cable  
PB3 = ST4 PNP, 0.8 meter PUR cable, type B  
NA3 = ST4 NPN, 3 meter PUR cable  
NB3 = ST4 NPN, 0.8 meter PUR cable, type B
  - Cushions: P0 – Adjustable pneumatic  
F1-F6 – Fixed position, hyd. shock absorbers  
H1-H6 – Adj. position, hyd. shock absorbers
  - Model Code Example:  
RTC-DA-032-1000-BV-MM00S00BLP000P0P0,  
32 bore, 1000mm stroke, internal guide, metric ports, no mount, w/o shuttle mount, ISO G ports, low speed grease, polyurethane seals, no sensors, cushioned both ends
- \* **Note:** 3000 mm (118") max. stroke not available in all bore sizes and guide versions. RTC-CG version max. stroke 30" (800 mm).

### Technical Data:

- Bore sizes from (16 to 80 mm) 5/8" to 3"
- Working pressure: 30 to 120 psi; Working temperatures: 14°F to 140°F
- Velocities: up to 21 ft/sec, varies by bore size
- Online sizing tool to verify application requirements

See index Pages 47-48 for GoTo cylinders and accessory part numbers.

GoTo Focused Delivery Program: TaskMaster

## TaskMaster® Pneumatic Cylinders



TaskMaster TM8 cylinders are NFPA dimensionally compatible\*, lightweight double acting aluminum air cylinders with a clean profile aluminum body. Bore sizes from 1 1/2" to 4" are available on the GoTo program with limitations listed below. Many standard cylinders are listed in the index pages, others can be configured cylinders online within the parameters shown below.

For complete engineering and design information:  
GoTo [www.rexrothpneumatics.com/us/GoToTaskMaster](http://www.rexrothpneumatics.com/us/GoToTaskMaster)

### Features:

- Smooth head and cap design eliminates gathering of foreign material
- Hard anodized extruded aluminum tube for lightweight, high strength, & maximum corrosion resistance
- Rod cartridge can be removed without disassembly of cylinder
- Twelve popular NFPA mounting options available
- Three integral mounts (head, cap and MS4), plus ten additional NFPA mountings available
- Magnetic piston for position sensing
- Ports at position 1, Cushions at position 2
- KK2 male rod thread
- Accessories: mounting, clevis rod ends and proximity switches

### Model Codes and Descriptions for GoTo Program:

- Series: TMT = TaskMaster, NFPA compatible TM8\*
- Bore sizes/rod size/KK2 thread:
  - 1-1/2", 0.625, 1/2-20M
  - 2", 0.625, 1/2-20M
  - 2-1/2", 0.625, 1/2-20M
  - 3-1/4", 1.00", 7/8-14M
  - 4", 1.00", 7/8-14M
- Stroke: 1" to 26" in 1/8" increments
- Mount: STD = Single rod
- Head & Cap: Ports in Position 1 (NPT)
  - C = Cushion position 2 (both ends)
  - Blank = no cushions
- Rod material: STD = High strength steel, chrome plated
- Seals: STD = Buna
- Rod thread: A = Standard
- Thread length: W = Standard
- Mount: MS4 = Standard
- Model Code Example:
  - 2x8.125 CSTD-TMTC 0.625 7/16-20M,
  - other options as listed on configuration file
  - (2" bore, 8-1/8" stroke, cushioned both ends)

### Technical Data:

- 1.5" – 4" bore sizes, NPT porting
- Pressure rating: 200 psi
- Temperature range: 0°F to 160°F
- Teflon-coated piston, polyurethane rod seals plus factory pre-lubrication.
- Chrome plated steel piston rod, 1" size is case hardened
- Pressure loaded double lip rod seal/ wiper
- Graphite rod bearing
- Stroke lengths up to 26 inches on GoTo

\*"A" and "W" dimensions in most cases are slightly different than NFPA standard, ports are 1/8" less than NFPA standard.

See index Pages 48-49 for GoTo cylinders and accessory part numbers.

GoTo Focused Delivery Program: Series PE5

## Series PE5 Pressure and Vacuum Switch



The Series PE5 piezoresistive pressure sensor unit with analog and/or digital outputs can be mounted to NL1, AS2, AS3 or AS5 distribution blocks or used stand-alone. They can measure PSI, bar, or kPa. Versions with switching outputs and transducer outputs are available.

For complete engineering and design information:  
GoTo [www.rexrothpneumatics.com/us/GoToPE5](http://www.rexrothpneumatics.com/us/GoToPE5)

### Features:

- Single M12 connection for power and outputs
- Large, easy-to-read LCD
- Integrated DIN rail clip
- Adjustable hysteresis
- Works well in either harsh or clean environments
- Accessories: M12 electrical connector, wall mount bracket, fittings

### Model Codes and Descriptions for GoTo Program:

- Series: PE5 = Pressure switch, electronic
- Output: P2 = 2 x PNP  
PP = 1 x PNP + 1 x analog
- Ports: G014 = G1/4 (BSPP)
- Min. pressure sensed: 000 = 0 bar, 0 psi
- Max. pressure sensed: 100 = 10 bar, 145 psi
- Connection: M012 = M12 connection, 4 pin
- Model Code Example:  
PE5-P2-G014-000-100-M012


**Note:** Not all PE5's are on GoTo, see index pages for a complete list of part numbers included.

### Technical Data:

- Working pressure: 0 to 145 psi
- Working temperature: 32°F to 140° F
- Port size: G1/4 (BSPP)
- Supply voltage: 17 to 30 VDC
- Switching time: < 5 ms
- Repeatability: +/- 2%
- Protection: IP65 (NEMA 4)

GoTo Focused Delivery Program: Series QR1

## Flow Controls, Fittings, Tubing & Silencers (Inch & Metric)



Pneumatic fittings, pipe adapters (metric to inch) and tubing as well as silencers, right angle flow controls and other functional fittings compose Rexroth's pneumatic connectivity offering within the GoTo program. Series QR1 push-in fittings for pneumatic tubing are available in the GoTo program with threads M5, 10-32 UNF and 1/8 – 1/2" NPT and BSPP formats and push-in connections for tubing of diameters 1/8" through 1/2" and 6mm to 12mm. QR1 fittings are priced per piece but must be ordered in package quantity multiples as shown in the descriptions in the catalog index. Pneumatic tubing in a variety of sizes and colors, right angle flow controls with push-in or thread-only connections and silencers are now included in the GoTo program..

For complete engineering and design information:

**GoTo [www.rexrothpneumatics.com/us/GoToQR1](http://www.rexrothpneumatics.com/us/GoToQR1)**

### Features:

- Oval shaped release ring makes QR1 easier to use than fitting with standard round shaped rings
- Lightweight, space saving, polymer design
- Economically priced
- Thread sealant on NPT threads saves installation time
- Nickel plated brass threads
- Stainless steel internal locking ring
- Optimum sealing with captive o-ring
- Styles include straights, elbows, tees, Ys, reducers, bulkheads, blanking plugs and elbow flow controls
- Tubing available as an accessory in 5/32" (4mm), 5/16" (8mm), 3/8", 6mm, 10mm and 12mm

### Model Codes and Descriptions for GoTo Program:

- Series: QR1, inch version
- Type: DWA = Elbow flow control  
RBS = Blanking plug  
RED = Reducer, straight push-in  
RMT = Plug connector reducing 3-fold  
RPN = Straight tube to male  
RSK = Union connector, straight  
RSM = Bulkhead union  
RSR = Reducing union  
RTK = Tee tube to tube  
RVK = Elbow union  
RVT = Male elbow, thread/push-in  
RY2 = Y – push-in  
RYK = Y – tube to tube
- Tube: D532 = 5/32" O.D. 006 = 6mm O.D.  
010 = 10mm O.D.  
012 = 12mm O.D.  
D516 = 5/16" O.D. BU = Blue  
D038 = 3/8" O.D. NT = Natural translucent  
105 = 1.05mm wall  
125 = 1.25mm wall  
150 = 1.50mm wall
- Threads: 1032 = 10-32 UNF M005 = M5 x 0.8mm  
N018 = 1/8" NPT G018 = G1/8 (BSPP)  
N014 = 1/4" NPT G014 = G1/4 (BSPP)  
N038 = 3/8" NPT G038 = G3/8 (BSPP)  
N012 = 1/2" NPT G012 = G1/2 (BSPP)
- Model Code Example:  
QR1-DWA-D014-N018,  
(elbow flow control, 1/4" tube, 1/8" NPT)

### Technical Data:

#### Fittings:

- Pressure range: 95% vacuum to 150 psi
- Temperature range: 32°F to 140°F
- Release ring – POM
- Tooth lock washer – stainless steel
- Housing – Polymer (Polybutylene Terephthalate)
- Form ring – Buna-N
- Threads – nickel plated brass
- Flow control body – nickel plated brass

#### Tubing:




- Pressure range: 95% vacuum to 150 psi
- Temperature range: –22°F to 175°F (TU1 series)  
–40°F to 165°F (other)
- Materials: Polyurethane

See index Pages 50-53 for GoTo product (plus package quantities) and accessory part numbers.









GoTo Focused Delivery Program: Part Numbers

Page Number	Description/Model Code	Part Number	Maximum Quantity	Shipment (Business Days)
	 <b>Series MU1 Pressure Regulator</b>			
7	MU1-RGS-N014-GAN-035 1/4" NPT regulator, 50 PSI	R432002643	5	1
7	MU1-RGS-N014-GAN-070 1/4" NPT regulator, 100 PSI	R432002644	5	1
7	MU1-RGS-N014-GAN-100 1/4" NPT regulator, 145 PSI	R432002645	5	1
7	MU1-RGS-N018-GAN-035 1/8" NPT regulator, 50 PSI	R432002640	5	1
7	MU1-RGS-N018-GAN-070 1/8" NPT regulator, 100 PSI	R432002641	5	1
7	PG1-ROB-N018-SAS-D40-P0-100PSI 100 PSI gauge	R412010062	5	1
7	PG1-ROB-N018-SAS-D40-P0-160PSI 160 PSI gauge	R412010063	2	1
	 <b>Series NL1 Air Preparation</b>			
8	NL1-BAV-N018 1/8" ball valve	R432002528	5	1
8	NL1-DIS-N018-NC2 1/8" porting block	R432002648	2	1
8	NL1-FLC-N018-PNB-HO-00.01 1/8" coalescing filter, 5µ, semi-auto drain	R432002520	5	1
8	NL1-FLS-N018-PNB-AO-05.00 1/8" filter, 5 micron, float drain	R432002509	5	1
8	NL1-FLS-N018-PNB-HO-05.00 1/8" filter, 5 micron, semi-auto drain	R432002508	5	1
8	NL1-FRE-N018-GAU-100-PNB-HO-05 1/8" filter-reg., 5µ, semi-auto drain	R432002492	5	1
8	NL1-MBR-X000-W02 Mounting bracket for NL1-RGS, -FRE	1821331013	5	1
8	NL1-MBR-X000-W03 Mounting bracket kit (max 1 per assembly)	1821336024	5	1
8	NL1-MBR-X000-W04 NL1 modular joiner kit	1827009636	5	1
8	NL1-MBR-X000-W06 Mounting nut for NL1-RGS, -FRE, brass	1829234070	5	1
8	NL1-RGS-N018-GAU-100 1/8" regulator, 145 PSI	R432002489	5	1
8	NL1-SOV-N018-024 1/8" dump valve, 24V DC	R432002651	5	1
8	NL1-SOV-N018-110 1/8" dump valve, 110V AC	R432002652	2	1
	 <b>Series AS2, AS3, and AS5 Air Preparation</b>			
9	AS2-ACD-N038-GAU-080-PBP-HO-05 3/8" FRL, 5 micron, semi-auto drain	R432000698	5	1
9	AS2-BAV-N038-MAN-4-ST 3/8" NPT ball valve	R432002359	5	1
9	AS2-DIS-G038-NC3 3/8 BSPP porting block	R412006251	5	1
9	AS2-DIS-N038-NC3 3/8" NPT AS2 porting block	R432000659	2	1
9	AS2-FLS-G038-PBP-HO-05 3/8" BSPP filter, 5µ, semi-auto drain	R412006009	2	1
9	AS2-FLS-N038-PBP-HO-05 3/8" NPT filter, 5 micron, semi-auto drain	R432000506	2	1
9	AS2-FRE-G038-GAU-080-PBP-HO-05 3/8" BSPP filter-regulator, 5µ, semi-auto drain	R412006209	1	1
9	AS2-FRE-N038-GAU-080-PBP-AO-05 3/8" filter-regulator, 5µ, float drain	R432000645	5	1
9	AS2-FRE-N038-GAU-080-PBP-HO-05 3/8" filter-reg., 5µ, semi-auto drain	R432000644	5	1
9	AS2-LBS-G038-PBP-LA 3/8" BSPP oil-drop lubricator	R412006231	2	1
9	AS2-LBS-N038-PBP-LA 3/8" NPT oil-drop lubricator	R432000654	5	1
9	AS2-MBR-G038-W05 Mounting flange kit 3/8" BSPP	R412006367	2	1
9	AS2-MBR-N014-W05 Mounting flange kit 1/4" NPT	R432000729	2	1
9	AS2-MBR-N038-W05 Mounting flange kit 3/8" NPT	R432000730	5	1

## GoTo Focused Delivery Program: Part Numbers

Page Number	Description/Model Code	Part Number	Maximum Quantity	Shipment (Business Days)
9	AS2-MBR-X000-W01-NPT Mounting bracket kit (for 1 or more modules)	R432031071	5	1
9	AS2-MBR-X000-W03 Mounting strap kit (for 2 or more modules)	R412006370	5	1
9	AS2-MBR-X000-W04 Joiner kit (for 2 or more modules)	R412006371	5	1
9	AS2-MBR-X000-W06 Panel mount nut (for regulator/filter-regulator)	R412006372	6	2
9	AS2-RGS-N038-GAU-100 3/8" NPT regulator	R432000581	5	1
9	AS2-SOV-G038-024 3/8" BSPP dump valve, 24V DC	R412006269	1	1
9	AS2-SOV-N038-024 3/8" NPT dump valve, 24V DC	R432000673	5	1
9	AS3-BAV-G012-MAN 1/2" BSPP ball valve	R412007261	2	1
9	AS3-BAV-N012-MAN 1/2" NPT ball valve	R432002176	5	1
9	AS3-DIS-G012-NC3 1/2 BSPP porting block	R412007251	2	1
9	AS3-DIS-N012-NC4 1/2" NPT porting block	R432002004	5	1
9	AS3-FLC-N012-PBP-HO-00.01 1/2" coalescing filter, 0.01μ, semi-auto drain	R432001921	2	1
9	AS3-FLS-G012-PBP-HO-05 1/2" BSPP filter, 5μ, semi-auto drain	R412007009	1	1
9	AS3-FLS-N012-PBP-HO-05 1/2" NPT filter, 5 micron, semi-auto drain	R432001906	5	1
9	AS3-FRE-G012-GAU-080-PBP-HO-05 1/2" BSPP filter-regulator, 5μ, semi-auto drain	R412007209	2	1
9	AS3-FRE-N012-GAU-080-PBP-AO-05 1/2" filter-reg, 5 micron, float drain	R432001992	5	1
9	AS3-FRE-N012-GAU-080-PBP-HO-05 1/2" filter-reg, 5μ, semi-auto drain	R432001991	5	1
9	AS3-LBS-G012-PBP-LA 1/2" BSPP oil-drop lubricator	R412007231	2	1
9	AS3-LBS-N012-PBP-LA 1/2" NPT oil-drop lubricator	R432002002	5	1
9	AS3-MBR-N012-W05 Mounting flange kit 1/2" NPT	R432002018	5	1
9	AS3-MBR-X000-W01-NPT Mounting bracket kit (for 1 or more modules)	R432031072	5	1
9	AS3-MBR-X000-W03 Mounting strap kit (for 2 or more modules)	R412007370	5	1
9	AS3-MBR-X000-W04 Joiner kit (for 2 or more modules)	R412007371	5	1
9	AS3-MBR-X000-W06 Panel mount nut (for regulator/filter-regulator)	R412007372	5	1
9	AS3-RGS-N012-GAU-100 1/2" regulator	R432001953	5	1
9	AS3-SOV-G012-024 1/2" BSPP dump valve, 24V DC	R412007269	2	1
9	AS3-SOV-N012-024 1/2" dump valve, 24V DC	R432002184	5	1
9	AS3-SSV-G012-FIA 1/2" BSPP soft start valve	R412007273	1	1
9	AS3-SSV-N012-FIA 1/2" NPT soft start valve	R432002188	2	1
9	AS5-BAV-N100-MAN 1" NPT ball valve	R432002727	5	1
9	AS5-DIS-N100-NC2 AS5 porting block	R432002730	5	1
9	AS5-FLC-N100-PBP-HO-00.01 1" coalescing filter, 0.01μ, semi-auto drain	R432002742	5	1
9	AS5-FRE-N100-GAU-080-PBP-AO-05 1" filter-reg, 5 micron, float drain	R432002804	2	1
9	AS5-LBS-N100-PBP-LA 1" NPT oil-drop lubricator	R432002813	2	1
9	AS5-MBR-N034-W05 Mounting flange kit 3/4" NPT	R432002817	5	1
9	AS5-MBR-X000-W01-NPT Mounting bracket kit (for 1 or more modules)	R432031073	5	1
9	AS5-MBR-X000-W03 Mounting strap kit (for 2 or more modules)	R412009370	5	1
9	AS5-MBR-X000-W04 Joiner kit (for 2 or more modules)	R412009371	5	1
9	AS5-MBR-X000-W06 Panel mount nut (for regulator/filter-regulator)	1829234071	2	1
9	AS5-RGS-N100-GAU-100 1" NPT regulator	R432002883	5	1
9	AS5-SOV-N100-110 1" NPT dump valve, 110V AC	R432002892	5	1
9	Silencer for AS5 ball valve, 3/4" NPT, metal threaded	R432012059	10	1
9	Silencer for AS3 and AS5 valves, 3/8" NPT, metal threaded	R432012058	10	1


GoTo Focused Delivery Program: Part Numbers

Page Number	Description/Model Code	Part Number	Maximum Quantity	Shipment (Business Days)
	 <b>Series NL-C (Combi) Air Preparation</b>			
10	Size "A" Combi with 1/4" NPTF Ports	0821300054	5	1
10	Size "A" Combi with 3/8" NPTF Ports	0821300055	5	1
10	Size "B" Combi with 1/2" NPTF Ports	0821300064	5	1
10	Size "B" Combi with 3/4" NPTF Ports	0821300065	5	1
	 <b>Vacuum Products</b>			
11	EBS T-Form Vacuum Ejector 6mm ø supply, 8mm ø vacuum	R412007452	3	1
11	FSR vacuum cup, 100mm diameter, G3/8 female thread connection	7321000000	3	1
11	FSR vacuum cup, 30mm diameter, M5 female thread connection	7320301000	1	1
11	FSR vacuum cup, 75mm diameter, G1/4 female thread connection	7320751000	1	1
	 <b>Series 579 Valves</b>			
12	579 3/2 End NC 12VDC 1/4": 3/2 normally closed end valve	5792500310	5	1
12	579 3/2 End NC 24VDC 1/4" : 3/2 normally closed end valve	5792500320	5	1
12	579 3/2 Inlet NC 12VDC 1/4": 3/2 normally closed inlet valve	5790400310	5	1
12	579 3/2 Single valve NC 24VDC 1/4" : 3/2 normally closed	5794400320	5	1
12	579 3/2 Stacking NC 12VDC 1/4": 3/2 normally closed stacking valve	5791500310	5	1
12	579 3/2 Stacking NC 24VDC 1/4": 3/2 normally closed stacking valve	5791500320	5	1
12	Exhaust port silencer for 579 NC valve, 1/ pack	5790005312	5	1
12	Form C connector, 24VDC lighted, no cable, for 579, 840 and TC valves	R432011982	10	1
12	Form C connector, 250VAC/300VDC non lighted, no cable, 579, 840, TC	8941012202	10	1
12	Kit, 1/2 conduit connector for 579 valve	R432008830	2	1
12	Kit, end cap & wireway assembly, for 579 valve	R432008829	5	1
12	Kit, wireway segment, for 579 valve	R432008679	8	3
12	M5 Sintered silencer for 579 pilot (order multiple is 10 pcs.)	1827000006	10	1
	 <b>Series 581 ISO 5599/1 Valves</b>			
13	581 size 2 5/2 single solenoid 110VAC, 22mm operator V581-5/2SR-110AC-I2-1P22-HB1-PA-X-C-T0	5812110310	2	1
13	581 size 2 5/2 single solenoid without coil, 22mm operator V581-5/2SR-NONE-I2-1P22-HBX-PA-X-C-T0	5812110000	5	1
13	581-1 SS 22mm INT w/o FC, SOL, CONN : 111000, 5/2 single sol.	5811110000	5	1
13	581-1 SS CNOMO INT w/o FC,SOL,CONN : 117005, 5/2 single sol.	5811170050	2	1
13	581-1 SS CNOMO INT w/o FC,SOL,CONN : 117035, 5/2 sgl. sol., 110 VAC	5811170350	2	1
13	581-2 SS CNOMO INT w/o FC,SOL,CONN : 217005, 5/2 single sol.	5812170050	5	1
13	Coil 22mm form B 110 VAC coil, 50/60 Hz	1824210237	10	1



## GoTo Focused Delivery Program: Part Numbers

Page Number	Description/Model Code	Part Number	Maximum Quantity	Shipment (Business Days)
13	Coil 22mm form B 24 VDC coil, 4.8 W	1824210243	10	1
13	Coil 22mm form B Industry 110 VAC coil, 50 Hz	0498317103	10	1
13	Coil 22mm form B Industry 24 VDC coil, 5 W	0498317502	10	1
13	Coil form A 110 VAC coil, 50/60 Hz	5428457072	10	1
13	Coil form A 12 VDC coil, Series 581	R432011988	10	1
13	Coil form A 120 VAC coil, Series 581	R432011985	10	1
13	Coil form A 24 VAC coil, Series 581	R432011990	10	1
13	Coil form A 24 VDC coil, 2.1 W	5420507022	10	1
13	Coil form A 24 VDC coil, Series 581	R432011989	10	1
13	Coil form A 240 VAC coil, Series 581	R432011986	10	1
13	Form A Din connector, 120 VAC lighted, no cable	1834484102	10	1
13	Form A Din connector, 120 VAC lighted, no cable, 1/2" Conduit	R432008421	10	1
13	Form A Din connector, 120 VAC lighted, no cable, Series 581	R432013726	15	2
13	Form A Din connector, 12VDC lighted, no cable, Series 581	R432013729	15	2
13	Form A Din connector, 24VDC lighted, no cable, Series 581	R432013730	15	2
13	Form A Din connector, non lighted, no cable, 1/2" Conduit	R432015626	10	1
13	Form A Din connector, non lighted, no cable, Series 581	8941000302	10	1
13	ISO1 End plate kit, 3/8"NPT, Series 581 Valve	R432015316	2	1
13	ISO1 End plate kit, G3/8, Series 581 valve	1825503145	2	1
13	ISO1 Flow control insert kit, Series 581	5811001000	5	1
13	ISO1 Manifold segment, bottom ported, G1/4, Series 581 valve	1825503144	5	1
13	ISO1 Manifold segment, side ported 1/4"NPT, Series 581 valve	R432015314	5	1
13	ISO1 Regulator w/Cont @ Port 1 : non plug-in single regulator, 581	0821302048	5	1
13	ISO1 Single subbase, side ported, 1/4"NPT	R432015524	5	1
13	ISO1 Single subbase, side ported, 3/8"NPT	R432015488	5	1
13	ISO1 Single subbase, side ported, G1/8	1825503143	5	1
13	ISO2 End plate kit, 3/4"NPT, Series 581 valve	R432015319	5	1
13	ISO2 Flow control insert kit, Series 581	5812001000	5	1
13	ISO2 Manifold segment, side ported 1/2"NPT, Series 581 valve	R432015318	5	1
13	ISO2 Regulator w/Cont @ 2 & 4 : non plug-in dual regulator, 581	0821302067	2	1
13	ISO2 Regulator w/Cont @ Port 1 : non plug-in single regulator, 581	0821302064	2	1
13	ISO2 Single subbase, side ported, 1/2"NPT	R432015307	5	1
13	ISO2 Single subbase, side ported, 3/8"NPT	R432031845	5	1
13	ISO2 Single subbase, side ported, G3/8	1825503146	2	1
13	ISO3 End plate kit, 1"NPT, Series 581 valve	R432015492	1	1
13	ISO3 Manifold segment, bottom ported 3/4"NPT, 581 valve	R432015490	5	1
13	ISO3 Single subbase, side ported, 1/2"NPT	R432015308	5	1
13	ISO3 Single subbase, side ported, 3/4"NPT	R432015309	5	1
13	Sandwich flow control meter out, ISO1 Series 581 valve	R432015347	5	1
13	Sandwich flow control meter out, ISO2 Series 581 valve	R432015348	5	1
13	Sandwich flow control meter out, ISO3 Series 581 valve	R432008895	5	1
13	Silencer, 1/2 BSPP thread, Sintered Bronze, 2/pack	1827000003	10	1
13	Silencer, 1/2"NPT, metal threaded, Series 581	R432011952	10	1

## GoTo Focused Delivery Program: Part Numbers

Page Number	Description/Model Code	Part Number	Maximum Quantity	Shipment (Business Days)
13	Silencer, 1/4 BSPP thread, Sintered Bronze, 10/pack	1827000001	10	1
13	Silencer, 3/4"NPT, metal threaded, Series 581	R432012059	10	1
13	Silencer, 3/8 BSPP thread, Sintered Bronze, 5/pack	1827000002	10	1
13	Silencer, 3/8"NPT, metal threaded, Series 581	R432012058	10	1
	 <b>Series 740 Valves</b>			
14	740 Series 5/4 without coil, 6mm fittings V740-5/4CC-DI06-NONE-07-BASIC	5727855302	5	1
14	740 Valve 5/2 DS: 5/2 double solenoid, 110VAC	R432016659	5	1
14	740 Valve 5/2 DS: 5/2 double solenoid, 24VDC	R432016663	5	1
14	740 Valve 5/2 SS less Coil:5/2 single solenoid, 10mm push-in fittings	R432015405	5	1
14	740 Valve 5/2 SS: 5/2 single solenoid, 110VAC	5727495270	5	1
14	740 Valve 5/2 SS: 5/2 single solenoid, 24VDC	5727490220	5	1
14	740 Valve 5/2 SS: 5/2 single solenoid, corrosion resistant version, 110VAC	R432015590	5	1
14	740 Valve 5/2 SS: 5/2 single solenoid, corrosion resistant version, 24VDC	R432015593	5	1
14	740 Valve 5/2 SS:5/2 sgl sol,corrosion resistant,110VAC w/lighted conn	R432015613	5	1
14	740 Valve 5/2 SS:5/2 sgl sol,corrosion resistant,24VDC w/lighted conn	R432015615	5	1
14	Blanking Cap 3/8",5/16", or 8mm for Series 740	8919905502	10	1
14	Coil form A 110 VAC coil, 50/60 Hz	5428457072	10	1
14	Coil form A 12 VDC coil, Series 740	R432011988	10	1
14	Coil form A 120 VAC coil, Series 740	R432011985	10	1
14	Coil form A 24 VDC coil, 2.1 W	5420507022	10	1
14	Coil form A 24 VDC coil, Series 740	R432011989	10	1
14	Elbow fitting for manifold, 3/8"	R432015301	10	3
14	Elbow fitting for Series 740 manifold, 1/4"	R432015479	10	3
14	Exhaust tube nut & kit for Series 740: silencer kit	R432013850	8	3
14	Form A Din connector, 120 VAC lighted, no cable	1834484102	10	1
14	Form A Din connector, 120 VAC lighted, no cable, 1/2" Conduit	R432008421	10	1
14	Form A Din connector, 120VAC lighted, no cable	R432013726	15	2
14	Form A Din connector, 12VDC lighted, no cable	R432013729	15	2
14	Form A Din connector, 24VDC lighted, no cable	R432013730	15	2
14	Form A Din connector, non lighted, no cable	8941000302	10	1
14	Form A Din connector, non lighted, no cable, 1/2" Conduit	R432015626	10	1
14	Kit, shear plug manifold for Series 740	R432013852	5	1
14	Kit, tube nut for 3/8 Tubing for Series 740	R432015287	5	1
14	Manifold blanking kit for Series 740	R432015511	2	1
14	Manifold bushing kit for Series 740	R432015330	5	1
14	Manifold, end segment for Series 740: (end segment)	R432013812	5	1
14	Manifold, inlet segment for Series 740: (supply port segment)	R432013811	5	1
14	Manifold, intermediate segment for Series 740: (station segment)	R432013813	10	3
14	Manifold, single-station for Series 740	R432015880	5	1
14	Reducer fitting 1/4" for Series 740	R432015475	8	3

## GoTo Focused Delivery Program: Part Numbers



Page Number	Description/Model Code	Part Number	Maximum Quantity	Shipment (Business Days)
	 <b>Series 840 Valves</b>			
15	840 Valve-DBL SOL (110 VAC): 4/2 double solenoid, with coil	R432008664	5	1
15	840 Valve-DBL SOL (24 VDC): 4/2 double solenoid, with coil	R432008666	2	1
15	840 Valve-SGL SOL (110 VAC): 4/2 single solenoid, with coil	5728409990	5	1
15	840 Valve-SGL SOL (12 VDC): 4/2 single solenoid, with coil	R432008662	5	1
15	840 Valve-SGL SOL (24 VDC): 4/2 single solenoid, with coil	5728409980	5	1
15	Blanking Cap for 840: lock nut M8x13-PA	8930715002	10	1
15	Elbow fitting for 840 manifold, 1/4"	R432015479	10	3
15	Elbow fitting for 840 manifold, 3/8"	R432015301	10	3
15	Elbow fitting valve 1/4" for 840	R432008328	8	3
15	End cap for 840 valve wireway	R432008932	5	1
15	Form C connector, 120VAC lighted, no cable, for 840, 579 and TC valves	R432011981	10	1
15	Form C connector, 24VDC lighted, no cable, for 840, 579 and TC valve	R432011982	10	1
15	Form C connector, 250VAC/300VDC non lighted, no cable, 840, 579, TC	8941012202	10	1
15	Kit, 1/2" Conduit connector for 840 valve wireway	R432008830	2	1
15	M5 Sintered silencer 10/pkg for 840 pilot	1827000006	10	1
15	Manifold blanking kit for 840 valve	R432008420	5	1
15	Manifold bushing kit for 840: for dual pressure	5728400092	2	1
15	Segment, end manifold for 840: end segment	R432008412	5	1
15	Segment, inlet manifold for 840: inlet segment	R432008411	5	1
15	Segment, station manifold for 840 intermediate segment	R432008413	8	3
15	Silencer for 840 Valve: M8x1	5324002000	10	1
15	Silencer for manifold for 840: M12x1	5324002020	10	1
15	Single station manifold for 840: single station subbase	R432008744	5	1
15	Tube nut kit 1/4" for 840 valve, 2/pkg	R432015689	2	1
15	Wireway end cap assembly, 840 valve	R432008829	5	1
15	Wireway segment, 840 valve	R432008679	8	3
	 <b>Ceram™ ISO 5599/1 Valves</b>			
16	CERAM SZ1 AP (GT-010050-03333):5/2 double air pilot	R432006392	5	1
16	CERAM SZ1 AP (GT-010050-03340):5/2 single air pilot	R432006393	5	1
16	CERAM SZ1 CC (GT-010042-02626):5/3 closed ctr., int pilot, 120 VAC	R432006382	5	1
16	CERAM SZ1 CC (GT-010042-04141):5/3 closed ctr., int pilot, 24 VDC	R432006385	5	1
16	CERAM SZ1 CC less Coils (GT-010042-00000):5/3 closed ctr., int pilot	R432002473	5	1
16	CERAM SZ1 DS (GT-010062-02424):5/2 double sol., int pilot, 120 VAC	R432006471	5	1
16	CERAM SZ1 DS (GT-010062-03939):5/2 double sol., int pilot, 24 VDC	R432006474	5	1
16	CERAM SZ1 DS less Coils (GT-010062-00000):5/2 double sol., int pilot	R432002479	5	1
16	CERAM SZ1 OC (GT-010032-02626):5/3 open ctr., int pilot, 120 VAC	R432006365	5	1
16	CERAM SZ1 OC (GT-010032-04141):5/3 open ctr., int pilot, 24 VDC	R432006368	5	1



## GoTo Focused Delivery Program: Part Numbers

Page Number	Description/Model Code	Part Number	Maximum Quantity	Shipment (Business Days)
16	CERAM SZ1 OC less Coils (GT-010032-00000):5/3 open ctr., int pilot	R432002472	5	1
16	CERAM SZ1 SS (GT-010061-02440):5/2 single sol., int pilot, 120 VAC	R432006435	5	1
16	CERAM SZ1 SS (GT-010061-02451):5/2 sgl. sol., int pilot, 120 VAC, air spr. ret.	R432006436	5	1
16	CERAM SZ1 SS (GT-010061-03940):5/2 single sol., int pilot, 24 VDC	R432006441	5	1
16	CERAM SZ1 SS (GT-010061-03951):5/2 sgl. sol., int pilot, 24 VDC, air spr. ret.	R432006442	5	1
16	CERAM SZ1 SS less Coil (GT-010061-00040):5/2 single. sol., int pilot	R432002477	5	1
16	CERAM SZ2 CC (GS-020042-02626):5/3 closed ctr., int pilot, 120 VAC	R432006076	5	1
16	CERAM SZ2 CC (GS-020042-04141):5/3 closed ctr., int pilot, 24 VDC	R432006079	5	1
16	CERAM SZ2 CC less Coils (GS-020042-00000):5/3 closed ctr., int pilot	R432002443		
16	CERAM SZ2 DS (GS-020062-02424):5/2 double sol., int pilot, 120 VAC	R432006156	5	1
16	CERAM SZ2 DS (GS-020062-03939):5/2 double sol., int pilot, 24 VDC	R432006158	5	1
16	CERAM SZ2 OC less Coils (GS-020032-00000):5/3 open ctr., int pilot	R432002442	5	1
16	CERAM SZ2 SS (GS-020061-02440):5/2 single sol., int pilot, 120 VAC	R432006124	5	1
16	CERAM SZ2 SS (GS-020061-03940):5/2 single sol., int pilot, 24 VDC	R432006130	5	1
16	CERAM SZ2 SS less Coil (GS-020061-00040) 5/2 single sol., int pilot	R432002447	5	1
16	CERAM SZ3 CC (GS-030042-02626):5/3 closed ctr., int pilot, 120 VAC	R432006196	5	1
16	CERAM SZ3 CC (GS-030042-04141):5/3 closed ctr., int pilot, 24 VDC	R432006199	5	1
16	CERAM SZ3 DS (GS-030062-02424):5/2 double sol., int pilot, 120 VAC	R432006265	5	1
16	CERAM SZ3 DS (GS-030062-03939):5/2 double sol., int pilot, 24 VDC	R432006267	5	1
16	CERAM SZ3 SS (GS-030061-02440):5/2 single sol., int pilot, 120 VAC	R432006238	5	1
16	CERAM SZ3 SS (GS-030061-03940):5/2 single sol., int pilot, 24 VDC	R432006243	5	1
16	Coil form A 110 VAC coil, 50/60 Hz	5428457072	10	1
16	Coil form A 12 VDC coil, CERAM	R432011988	10	1
16	Coil form A 120 VAC coil, CERAM	R432011985	10	1
16	Coil form A 24 VAC coil, CERAM	R432011990	10	1
16	Coil form A 24 VDC coil, 2.1 W	5420507022	10	1
16	Coil form A 24 VDC coil, CERAM	R432011989	10	1
16	Coil form A 240 VAC coil, CERAM	R432011986	10	1
16	Form A Din connector, 120 VAC lighted, no cable	1834484102	10	1
16	Form A Din connector, 120 VAC lighted, no cable, 1/2" Conduit	R432008421	10	1
16	Form A DIN connector, 120 VAC lighted, no cable, CERAM valve	R432013726	15	2
16	Form A DIN connector, 12VDC lighted, no cable, CERAM valve	R432013729	15	2
16	Form A DIN connector, 24VDC lighted, no cable, CERAM valve	R432013730	15	2
16	Form A Din connector, non lighted, no cable, 1/2" Conduit	R432015626	10	1
16	Form A DIN connector, non lighted, no cable, CERAM valve	8941000302	10	1
16	ISO1 End plate kit, 3/8"NPT, CERAM valve	R432015316	2	1
16	ISO1 End plate kit, G3/8	1825503145	1	1
16	ISO1 Manifold segment, bottom ported, G1/4	1825503144	5	1
16	ISO1 Manifold segment, side ported 1/4"NPT, CERAM valve	R432015314	5	1
16	ISO1 Regulator w/Cont @ Port 1: non plug-in single regulator for CERAM	0821302048	5	1
16	ISO1 Single subbase, side ported, 1/4"NPT, CERAM valve	R432015524	5	1



## GoTo Focused Delivery Program: Part Numbers

Page Number	Description/Model Code	Part Number	Maximum Quantity	Shipment (Business Days)
16	ISO1 Single subbase, side ported, 3/8"NPT, CERAM valve	R432015488	5	1
16	ISO1 Single subbase, side ported, G1/4, CERAM valve	1825503143	5	1
16	ISO2 End plate kit, 3/4"NPT, CERAM valve	R432015319	5	1
16	ISO2 Manifold segment, side ported 1/2"NPT, CERAM valves	R432015318	5	1
16	ISO2 Regulator w/Cont @ 2 & 4 :non plug-in dual regulator, CERAM	0821302067	1	1
16	ISO2 Regulator w/Cont @ Port 1 :non plug-in single regulator, CERAM	0821302064	1	1
16	ISO2 Single subbase, side ported, 1/2"NPT, CERAM valve	R432015307	5	1
16	ISO2 Single subbase, side ported, 3/8"NPT, CERAM valve	R432031845	5	1
16	ISO2 Single subbase, side ported, G3/8, CERAM valve	1825503146	2	1
16	ISO3 End plate kit, 1"NPT CERAM valve	R432015492	1	1
16	ISO3 Manifold segment, bottom ported 3/4"NPT, CERAM valves	R432015490	5	1
16	ISO3 Single subbase, side ported, 1/2"NPT, CERAM valve	R432015308	5	1
16	ISO3 Single subbase, side ported, 3/4"NPT, CERAM valve	R432015309	5	1
16	Sandwich flow control meter out, ISO1 CERAM	R432015347	5	1
16	Sandwich flow control meter out, ISO2 CERAM	R432015348	5	1
16	Sandwich flow control meter out, ISO3 CERAM	R432008895	5	1
16	Silencer, 1/2 BSPP thread, Sintered Bronze, 2/pack	1827000003	10	1
16	Silencer, 1/2"NPT, metal threaded, CERAM valve	R432011952	10	1
16	Silencer, 1/4 BSPP thread, Sintered Bronze, 10/pack	1827000001	10	1
16	Silencer, 3/4"NPT, metal threaded, CERAM valve	R432012059	10	1
16	Silencer, 3/8 BSPP thread, Sintered Bronze, 5/pack	1827000002	10	1
16	Silencer, 3/8"NPT, metal threaded, CERAM valve	R432012058	10	1
	 <b>Series AP Direction Control Valves</b>			
17	Series AP 1/8"NPT 3/2 Normally Closed Panel Mount Valve	R450055453	1	1
17	Series AP G1/8 2/2 Normally Closed Valve with Plunger	0820404023	3	1
17	Series AP G1/8 3/2 Normally Closed Valve with Plunger	0820402101	1	1
17	Series AP/ST Panel Mount Black Pushbutton Operator	R412012735	3	1
17	Series AP/ST Panel Mount Grey Rotary Switch Operator	R412012745	4	2
	 <b>Series ST Directional Control Valves</b>			
18	Series AP/ST Panel Mount Black Pushbutton Operator	R412012735	3	1
18	Series AP/ST Panel Mount Grey Rotary Switch Operator	R412012745	4	2
18	Series ST G1/8 3/2 Spring Return Valve with Roller	0820402002	3	1
18	Series ST G1/8 5/2 Detented Valve with Lever	0820403005	3	1
18	Series ST G1/8 5/2 Panel Mount Valve	R422002213	3	1
18	Series ST G1/8 5/2 Spring Return Valve with Roller	0820403002	3	1



## GoTo Focused Delivery Program: Part Numbers

Page Number	Description/Model Code	Part Number	Maximum Quantity	Shipment (Business Days)
	 <b>Series HF03-LG Valve Manifolds</b>			
19	Series HF03-LG, configured valve manifold	Configurable	5	3
19	BDC B-Design Profibus DP Bus Node (32-outputs)	R412008537	1	1
19	Blanking plate for HF03-LG manifolds	1825A00085	5	1
19	Blocking disk for HF03-LG manifolds	1827A20285	7	2
19	CMS B-Design Ethernet I/P Bus Node	R412012755	3	1
19	CMS B-Design Input Module, 8-inputs, 4x M12 connectors	R412000871	1	1
19	CMS B-Design Left End Plate	R412003490	1	1
19	Exhaust silencer 1/2", push-in type, 5/pkg for HF03-LG manifolds	R412007714	10	1
19	Gauge for HF03 sandwich regulator: 4mm nipple type	R412009413	5	1
19	HF03 2x 3/2 normally closed 24VDC HF03 - 3/2CC - 024DC	0820055101	5	1
19	HF03 5/2 single solenoid 24VDC HF03 - 5/2SR - 024DC	0820055052	5	1
19	HF03 5/3 closed center 24VDC HF03 - 5/3CC - 024DC	0820055601	5	1
19	HF03 Regulator with control @ Port 1: 7 to 150 psi	0821302200	5	1
19	HF03 subbase extension kit for one valve, 5/16" or 8mm tube	1827010606	5	1
19	HF03 Valve, L/NL MO, 5/2 DS: 5/2 double solenoid 24VDC, code "BR"	0820055501	5	1
19	HF03 Valve, L/NL MO, 5/2 SS w/AR: 5/2 air return 24VDC, code "CR"	0820055001	2	1
19	HF03 Valve, L/NL MO, 5/2 SS w/SR: 5/2 spring return 24VDC, code "AR"	0820055051	5	1
19	HF03 Valve, L/NL MO, NO/NO: 2x3/2 open 24VDC, code "HR"	0820055201	2	1
19	HF03 Valve, NL MO, 5/2 DS: 5/2 double solenoid 24VDC, code "BR"	0820055502	5	1
19	HF03 Valve, NL MO, 5/3 CC: 5/3 closed center 24VDC, code "DR"	0820055602	5	1
19	HF03 Valve, NL MO, NC/NC: 2x3/2 closed 24VDC, code "GR"	0820055102	5	1
19	M12, 4-pin, 5m, straight cable with flying leads	1834484257	5	1
19	M8 3-Pin connector: straight 5m cable	1834484168	10	1
19	M8, 3-pin, 3m, straight cable with flying leads	1834484166	10	1
19	Power plug, M12x1, 4-pin, A-coded, socket (female) B-Design	8941054324	5	1
	 <b>Series TC08 and TC15 Valves</b>			
20	Form C connector, 120VAC lighted, no cable, for TC, 840, and 579 valves	R432011981	10	1
20	Form C connector, 24VDC lighted, no cable, for TC, 840 and 579 valves	R432011982	10	1
20	Form C connector, 250VAC/300VDC non lighted, no cable, TC, 840, 579	8941012202	10	1
20	Silencer, 1/4"NPT, metal threaded, for TC15	R432012060	10	1
20	Silencer, 1/8"NPT, metal threaded, for TC08	R432012062	5	1
20	TC08 10-station tie rod	1823053255	6	1
20	TC08 1-station tie rod	1820A09969	3	1
20	TC08 4-station tie rod	1823053249	6	1
20	TC08 6-station tie rod	1823053251	6	1
20	TC08 8-station tie rod	1823053253	6	1


## GoTo Focused Delivery Program: Part Numbers

Page Number	Description/Model Code	Part Number	Maximum Quantity	Shipment (Business Days)
20	TC08 Inch additional supply & exhaust plate: 1/3/5 closed, MVS manifold	R422101298	5	1
20	TC08 Inch end plate kit external pilot for MVS manifold	R422101297	5	1
20	TC08 Inch end plate kit internal pilot for MVS manifold	R422101296	5	1
20	TC08-5/2-G1/8-E : 5/2 double air pilot G1/8, inline	0820260003	2	1
20	TC08-5/2SR-G1/8-024VDC-E-C: 5/2 spr.ret, G1/8 ext.pil.inline,lckg,form C	0820060076	2	1
20	TC08-5/2SR-G1/8-024VDC-I-C: 5/2 spr.ret. G1/8 int pil.,inline,lckg,form C	0820060026	5	1
20	TC08-5/2SR-G1/8-024VDC-I-M8: 5/2 spr.ret.G1/8 int pil.,inline,non-lck,M8	0820060311	2	1
20	TC08-5/2SR-N018-024DC-EP: 5/2 spring ret. 1/8"NPT ext pilot, inline	R422101213	2	1
20	TC08-5/2SR-N018-024DC-IP: 5/2 spring return 1/8"NPT int pilot, inline	R422101209	8	2
20	TC08-5/2SR-N018-024DC-MVS: 5/2 spring ret. 1/8"NPT ext pil., manifold	R422101157	5	1
20	TC08-5/2SR-N018-110AC-IP: 5/2 spring return 1/8"NPT int pilot, inline	R422101210	2	1
20	TC08-5/2SR-N018-110AC-MVS: 5/2 spring ret. 1/8"NPT ext pil., manifold	R422101158	10	2
20	TC15 2x3/2 NC/NC, 1/4"NPT, 24VDC, internal pilot, inline	R422102236	1	1
20	TC15 4-station tie rod	1823053260	3	1
20	TC15-5/2DS-N014-110AC-IP :5/2 double solenoid 1/4"NPT int pilot inline	R422101266	2	1
20	TC15-5/2SR-G1/4-024VDC-I-C: 5/2 spr.ret. G1/4 int pil.,inline,lckg.,form C	0820058026	2	1
20	TC15-5/2SR-N014-024DC-IP :5/2 spring return 1/4"NPT int pilot inline	R422101257	5	1
20	TC15-5/2SR-N014-024DC-MVS :5/2 spring ret. 1/4"NPT ext pil., manifold	R422101181	5	1
20	TC15-5/2SR-N014-110AC-EP: 5/2 spring ret. 1/4"NPT ext pilot, inline	R422101262	2	1
20	TC15-5/2SR-N014-110AC-IP :5/2 spring return 1/4"NPT int pilot inline	R422101258	2	1
	 <b>Series CD04 Directional Control Valves</b>			
21	CD04 3/2 normally closed roller operated G1/8 ports CD04-3/2NC-G018-ROL	5634010100	5	1
21	CD04 5/2 roller operated G1/8 ports CD04-5/2SR-G018-ROL	5634210100	5	1
21	CD04 3/2 normally closed single solenoid G1/8 ports CD04-3/2NC-G018	5710200100	2	1
	 <b>Series ED02 &amp; ED05 E/P Pressure Control</b>			
22	Connection cable for ED02 & ED05, 15 ft. (5.0 m)	R419800110	5	1
22	Connection cable for ED02 & ED05, 8.2 ft. (2.5 m)	R419800109	5	1
22	Din rail mounting kit for ED02	R414002583	5	1
22	ED02-000-060-010-1M12A : 0-6bar, 0-10VDC w/ 1xM12 connector	R414002403	3	1
22	ED02-000-100-010-1M12A : 0-10bar, 0-10VDC w/1xM12 connector	R414002413	3	1
22	ED02-000-100-420-1M12A : 0-10bar, 4-20mA w/1xM12 connector	R414002411	3	1
22	ED05-000-100-010-1M12A : 0-10bar, 0-10VDC with 1xM12 connector	R414002009	3	1
22	ED05-000-100-420-1M12A : 0-10bar, 4-20mA with 1xM12 connector	R414002008	1	1
22	Tie rod kit and o-rings for (3) ED02's	R414002580	5	1

## GoTo Focused Delivery Program: Part Numbers

Page Number	Description/Model Code	Part Number	Maximum Quantity	Shipment (Business Days)
	 <b>Series M Mini Cylinders</b>			
23	M-10DP-Y10 1.06x1.0 cylinder, rear pivot mount, dbl. acting, st. steel rod	R432006720	5	1
23	M-10DP-Y15 1.06x1.5 cylinder, rear pivot mount, dbl. acting, st. steel rod	R432006726	2	1
23	M-10DP-Y20 1.06x2.0 cylinder, rear pivot mount, dbl. acting, st. steel rod	R432006732	2	1
23	M-10DP-Y30 1.06x3.0 cylinder, rear pivot mount, dbl. acting, st. steel rod	R432006738	2	1
23	M-10DP-Y40 1.06x4.0 cylinder, rear pivot mount, dbl. acting, st. steel rod	R432006740	2	1
23	M-10DXP-Y40 1.06x4 cylinder, pivot/nose mount, dbl. acting, st. steel rod	R432006786	5	1
23	M-10D-Y20 1.06x2.0 cylinder, front nose mount, dbl. acting, st. steel rod	R432006670	2	1
23	M-10D-Y40 1.06x4.0 cylinder, front nose mount, dbl. acting, st. steel rod	R432006675	5	1
23	M-12D-Y10 1.25x1.0 cylinder, front nose mount, dbl. acting, st. steel rod	R432006890	2	1
23	M-15DP-Y20 1.5x2.0 cylinder, rear pivot mount, dbl. acting, st. steel rod	R432007115	2	1
23	M-15DP-Y30 1.5x3.0 cylinder, rear pivot mount, dbl. acting, st. steel rod	R432007118	5	1
23	M-15DP-Y40 1.5x4.0 cylinder, rear pivot mount, dbl. acting, st. steel rod	R432007120	5	1
23	M-20D-20 2.0x2.0 cylinder, front nose mount, dbl. acting, carbon steel rod	R432007281	2	1
23	M-20D-40 2.0x4.0 cylinder, front nose mount, dbl. acting, carbon steel rod	R432007284	2	1
23	M-5DXP-Y05 0.56x0.5 cylinder, pivot/nose mount, dbl. acting, st. steel rod	R432007531	5	1
23	M-5D-Y10 0.56x1.0 cylinder, front nose mount, dbl. acting, st. steel rod	R432007520	2	1
23	M-7DP-Y30 0.75x3.0 cylinder, rear pivot mount, dbl. acting, st. steel rod	R432007645	5	1
23	M-7DXP-Y05 0.75x0.5 cylinder, pivot/nose mount, dbl. acting, st. steel rod	R432007661	7	2
23	M-7D-Y10 0.75x1.0 cylinder, front nose mount, dbl. acting, st. steel rod	R432007613	5	1
23	M-7D-Y30 0.75x3.0 cylinder, front nose mount, dbl. acting, st. steel rod	R432007619	5	1
23	M-8DXP-Y10 0.88x1 cylinder, pivot/nose mount, dbl. acting, st. steel rod	R432007761	5	1
23	Mounting nut, 2" bore Series M	R432007846	5	1
23	Pivot bracket kit, 2" bore Series M, includes pivot pin	R432007820	5	1
23	Rod clevis kit, #10-32, for 7/16, 9/16 bores Series M	R432007806	5	1
23	Rod clevis kit, 1/2"-20 for 2" bore Series M	R432007810	5	1
23	Rod clevis kit, 1/4"-20 for 3/4, 7/8 bores Series M	R432007807	2	1
23	Rod clevis kit, 5/16"-24 for 1-1/16 bore Series M	R432007808	5	1
23	Rod clevis kit, 7/16"-20 for 1-1/4, 1-1/2 bores Series M	R432007809	8	2
	 <b>Series MNI Metric Mini Cylinders</b>			
24	Ball eye rod end for M10 thread for (25mm bore Series MNI)	1822124003	5	1
24	CB1-MNI-012-012-ST6 switch clamp for 12mm bore MNI	1827020297	2	1
24	CB1-MNI-020-020-ST6 switch clamp for 20mm bore MNI	1827020299	2	1
24	CB1-MNI-025-025-ST6 switch clamp for 25mm bore MNI	1827020300	4	1
24	Clevis mount for 12 & 16mm bore ISO 6432 cylinders	1827001446	5	1
24	Clevis mount for 20 & 25mm bore ISO 6432 cylinders	1827001445	5	1
24	MNI-DA-016-0025 Series MNI cyl., dbl. acting 16mm bore x 25mm stroke	0822032202	5	1
24	MNI-DA-016-0025, dbl. acting 16mm bore x 25mm stroke, magnetic piston	0822332202	2	1
24	MNI-DA-016-0050 Series MNI cyl., dbl. acting 16mm bore x 50mm stroke	0822032203	5	1
24	MNI-DA-016-0050, dbl. acting 16mm bore x 50mm stroke, magnetic piston	0822332203	1	1

## GoTo Focused Delivery Program: Part Numbers

Page Number	Description/Model Code	Part Number	Maximum Quantity	Shipment (Business Days)
24	MNI-DA-016-0080 Series MNI cyl., dbl. acting 16mm bore x 80mm stroke	0822032204	5	1
24	MNI-DA-020-0025 Series MNI cyl., dbl. acting 20mm bore x 25mm stroke	0822033202	5	1
24	MNI-DA-020-0050 Series MNI cyl., dbl. acting 20mm bore x 50mm stroke	0822033203	5	1
24	MNI-DA-020-0050, dbl. acting 20mm bore x 50mm stroke, magnetic piston	0822333203	1	1
24	MNI-DA-020-0100 Series MNI cyl., dbl. acting 20mm bore x 100mm stroke	0822033205	5	1
24	MNI-DA-020-0140 Series MNI cyl. dbl. acting 20mm bore x 140mm stroke	0822233030	5	1
24	MNI-DA-025-0025 Series MNI cyl. dbl. acting 25mm bore x 25mm stroke, adj. cushions	0822334502	5	1
24	MNI-DA-025-0025 Series MNI cyl., dbl. acting 25mm bore x 25mm stroke	0822034202	5	1
24	MNI-DA-025-0050 Series MNI cyl. dbl. acting 25mm bore x 50mm stroke, adj. cushions	0822234003	5	1
24	MNI-DA-025-0050 Series MNI cyl., dbl. acting 25mm bore x 50mm stroke	0822034203	5	1
24	MNI-DA-025-0050, dbl. acting 25mm bore x 50mm stroke, magnetic piston	0822334203	2	1
24	MNI-DA-025-0080 Series MNI cyl., dbl. acting 25mm bore x 80mm stroke	0822034204	5	1
24	MNI-DA-025-0080, dbl. acting 25mm bore x 80mm stroke, magnetic piston	0822334204	1	1
24	MNI-DA-025-0100 Series MNI cyl., dbl. acting 25mm bore x 100mm stroke	0822034205	5	1
24	MNI-DA-025-0100, dbl. acting 25mm bore x 100mm stroke, magnetic piston	0822334205	1	1
24	Rod clevis for M10 thread (for 25mm bore Series MNI)	1822122024	5	1
24	Rod clevis for M6 thread (for 16mm bore Series MNI)	1822122009	5	1
24	Rod clevis for M8 thread (for 20mm bore Series MNI)	1822122010	5	1
24	Single-Ended cable, 3 meter, M8 female connector, 3-pin, right angle	1834484167	5	1
24	Single-Ended cable, 3 meter, M8 female connector, 3-pin, straight	1834484166	10	1
24	Single-Ended cable, 5 meter, M8 female connector, 3-pin, right angle	1834484169	10	1
24	Single-Ended cable, 5 meter, M8 female connector, 3-pin, straight	1834484168	10	1
24	ST6-PN-K05U-030 ST6 PNP prox. switch, 5 meter PUR cable	0830100632	10	1
24	ST6-PN-M08R-030 ST6 PNP prox. switch, 0.3 meter PUR cable, 3-pin quick	0830100489	10	1
24	ST6-PN-M08T-030 ST6 PNP prox. switch, 0.3 meter PUR cable, 3-pin M8	0830100435	10	1
24	ST6-PN-M08U-030 ST6 PNP prox. switch, 0.5 meter PUR cable, 3-pin M8	0830100437	10	1
24	ST6-PN-M12R-030 ST6 PNP prox. switch, 0.3 meter PUR cable, 3-pin M12	0830100433	10	1
24	ST6-R3-K03U-030 ST6 reed proximity switch, 3 meter PUR cable	0830100629	10	1
24	ST6-R3-K05U-030 ST6 reed proximity switch, 5 meter PUR cable	0830100630	10	1
24	ST6-R3-M08R-030 ST6 reed prox. switch, 0.3 meter PUR cable, 3-pin quick	0830100488	10	1
24	ST6-R3-M08T-030 ST6 reed prox. switch, 0.3 meter PUR cable, 3-pin M8	0830100434	10	1
				
	<b>Series PRA and TRB ISO 15552 Cylinders</b>			
25	Series PRA ISO cylinders, 32 to 100 mm bore, stroke ≤500mm, configure online	Configurable	5	3
25	Series PRA ISO cylinders, 32 to 100 mm bore, stroke between 500mm and 1000mm, configure online	Configurable	3	5
25	Series PRA ISO cylinders, 125 mm bore, stroke ≤500mm, configure online	Configurable	5	5
25	Series TRB ISO cylinders, 32 to 125 mm bore, stroke ≤500mm, configure online	Configurable	5	5
25	CB1-TRB-032-040-ST6 TRB switch bracket 32-40mm	1827020282	10	1
25	CB1-TRB-050-063-ST6 TRB switch bracket 50-63mm	1827020283	5	1



## GoTo Focused Delivery Program: Part Numbers

Page Number	Description/Model Code	Part Number	Maximum Quantity	Shipment (Business Days)
25	CB1-TRB-080-100-ST6 TRB switch bracket 80-100mm	1827020284	5	1
25	CB1-TRB-125-125-ST6 TRB switch bracket 125mm	1827020292	5	1
25	CM1-AA4-032-M2-A, pivot pin for 32mm bore MP2 mount	1823120020	5	1
25	CM1-AA4-040-M2-A, pivot pin for 40mm bore MP2 mount	1823120021	5	1
25	CM1-AA4-050-M2-A, pivot pin for 50mm bore MP2 mount	1823120022	5	1
25	CM1-AA4-063-M2-A, pivot pin for 63mm bore MP2 mount	1823120023	5	1
25	CM1-AB7-050-M1-A, AB7 fixed bearing block for 50 bore	1825805277	2	1
25	CM1-AB7-063-M1-A, AB7 fixed bearing block for 63 bore	1825805278	2	1
25	CM1-MF1-032-M2-A, MF1 Flange for 32mm bore	1827001277	5	1
25	CM1-MP2-032-M4-N-ISO15552, MP2 mount for 32 mm bore	1827001289	5	1
25	CM1-MP2-040-M4-N-ISO15552, MP2 mount for 40 mm bore	1827001290	5	1
25	CM1-MP2-050-M4-N-ISO15552, MP2 mount for 50 mm bore	1827001291	5	1
25	CM1-MP2-063-M4-N-ISO15552, MP2 mount for 63 mm bore	1827001500	5	1
25	CM1-MP2-080-M4-N-ISO15552, MP2 mount for 80 mm bore	1827001293	2	1
25	CM1-MP2-100-M4-N-ISO15552, MP2 mount for 100 mm bore	1827001294	2	1
25	CM1-MP4-032-M4-N-ISO15552, MP4 rear eye for 32 bore	1827001283	5	1
25	CM1-MP4-040-M4-N-ISO15552, MP4 rear eye for 40 bore	1827001284	5	1
25	CM1-MP4-050-M4-N-ISO15552, MP4 rear eye for 50 bore	1827001285	5	1
25	CM1-MP4-063-M4-N-ISO15552, MP4 rear eye for 63 bore	1827020086	2	1
25	CM1-MP4-100-M4-N-ISO15552, MP4 rear eye for 100 bore	1827001288	5	1
25	CM1-MS1-032-M2-A, MS1 foot mount for 32 mm bore	1827001271	2	1
25	CM1-MS1-050-M2-A, MS1 foot mount for 50 mm bore	1827001273	2	1
25	CM2-AP6-M010-M2-A, swivel rod eye for 32mm bore metric	1822124003	5	1
25	CM2-AP6-M012-M2-A, swivel rod eye for 40mm bore metric	1822124004	5	1
25	CM2-AP6-M016-M2-A, swivel rod eye for 50mm, 63mm bore	1822124005	5	1
25	CM2-AP6-M020-M2-A, swivel rod eye for 80mm, 100mm bore	1822124006	2	1
25	CM2-AP6-M027-M2-A, swivel rod eye for 125mm bore	1822124013	5	1
25	CM2-PM1-M010-M2-A, rod clevis w/pin for 32mm bore metric	1822122024	5	1
25	CM2-PM1-M012-M2-A, rod clevis w/pin for 40mm bore metric	1822122025	5	1
25	CM2-PM1-M016-M2-A, rod clevis w/pin for 50mm, 63mm bore	1822122005	5	1
25	CM2-PM1-M020-M2-A, rod clevis w/pin for 80mm, 100mm bore	1822122004	5	1
25	CM2-PM5-M010-M2-A, PM5 rod aligner for 32 bore	1826409002	5	1
25	CM2-PM5-M016-M2-A, PM5 rod aligner for 50 & 63 bore	1826409004	5	1
25	CM2-PM5-M020-M2-A, PM5 rod aligner for 80 & 100 bore	1826409005	2	1
25	Pivot pin, 1/2" for 32mm & 40mm bore inch rod clevis kit	R433012619	5	1
25	Pivot pin, 1/2" for 32mm and 40mm bore inch rod clevis kit	R433012621	5	1
25	Pivot pin, 3/4" for 50mm, 63mm, 80mm and 100mm bore inch rod clevis kit	R433012623	5	1
25	PRA-DA-032-0050-0-2-2-1-1-1-BAS 32 mm x 50 mm profile cyl. cushioned	0822120002	5	3
25	PRA-DA-032-0080-0-2-2-1-1-1-BAS 32 mm x 80 mm profile cyl. cushioned	0822120003	5	3
25	PRA-DA-032-0100-0-2-2-1-1-1-BAS 32 mm x 100 mm profile cyl. cushioned	0822120004	5	3
25	PRA-DA-032-0125-0-2-2-1-1-1-BAS 32 mm x 125 mm profile cyl. cushioned	0822120005	5	3
25	PRA-DA-032-0160-0-2-2-1-1-1-BAS 32 mm x 160 mm profile cyl. cushioned	0822120006	5	3
25	PRA-DA-032-0200-0-2-2-1-1-1-BAS 32 mm x 200 mm profile cyl. cushioned	0822120007	5	3

## GoTo Focused Delivery Program: Part Numbers

Page Number	Description/Model Code	Part Number	Maximum Quantity	Shipment (Business Days)
25	PRA-DA-032-0250-0-2-2-1-1-1-BAS 32 mm x 250 mm profile cyl. cushioned	0822120008	5	3
25	PRA-DA-032-0320-0-2-2-1-1-1-BAS 32 mm x 320 mm profile cyl. cushioned	0822120009	5	3
25	PRA-DA-032-0400-0-2-2-1-1-1-BAS 32 mm x 400 mm profile cyl. cushioned	0822120010	5	3
25	PRA-DA-032-0500-0-2-2-1-1-1-BAS 32 mm x 500 mm profile cyl. cushioned	0822120011	5	3
25	PRA-DA-040-0025-0-2-2-1-1-1-BAS 40 mm x 25 mm profile cyl. cushioned	0822121001	5	3
25	PRA-DA-040-0050-0-2-2-1-1-1-BAS 40 mm x 50 mm profile cyl. cushioned	0822121002	5	3
25	PRA-DA-040-0080-0-2-2-1-1-1-BAS 40 mm x 80 mm profile cyl. cushioned	0822121003	5	3
25	PRA-DA-040-0100-0-2-2-1-1-1-BAS 40 mm x 100 mm profile cyl. cushioned	0822121004	5	3
25	PRA-DA-040-0125-0-2-2-1-1-1-BAS 40 mm x 125 mm profile cyl. cushioned	0822121005	5	3
25	PRA-DA-040-0160-0-2-2-1-1-1-BAS 40 mm x 160 mm profile cyl. cushioned	0822121006	5	3
25	PRA-DA-040-0200-0-2-2-1-1-1-BAS 40 mm x 200 mm profile cyl. cushioned	0822121007	5	3
25	PRA-DA-040-0250-0-2-2-1-1-1-BAS 40 mm x 250 mm profile cyl. cushioned	0822121008	5	3
25	PRA-DA-040-0320-0-2-2-1-1-1-BAS 40 mm x 320 mm profile cyl. cushioned	0822121009	5	3
25	PRA-DA-040-0400-0-2-2-1-1-1-BAS 40 mm x 400 mm profile cyl. cushioned	0822121010	5	3
25	PRA-DA-040-0500-0-2-2-1-1-1-BAS 40 mm x 500 mm profile cyl. cushioned	0822121011	5	3
25	PRA-DA-050-0025-0-2-2-1-1-1-BAS 50 mm x 25 mm profile cyl. cushioned	0822122001	5	3
25	PRA-DA-050-0050-0-2-2-1-1-1-BAS 50 mm x 50 mm profile cyl. cushioned	0822122002	5	3
25	PRA-DA-050-0080-0-2-2-1-1-1-BAS 50 mm x 80 mm profile cyl. cushioned	0822122003	5	3
25	PRA-DA-050-0100-0-2-2-1-1-1-BAS 50 mm x 100 mm profile cyl. cushioned	0822122004	5	3
25	PRA-DA-050-0125-0-2-2-1-1-1-BAS 50 mm x 125 mm profile cyl. cushioned	0822122005	5	3
25	PRA-DA-050-0160-0-2-2-1-1-1-BAS 50 mm x 160 mm profile cyl. cushioned	0822122006	5	3
25	PRA-DA-050-0200-0-2-2-1-1-1-BAS 50 mm x 200 mm profile cyl. cushioned	0822122007	5	3
25	PRA-DA-050-0250-0-2-2-1-1-1-BAS 50 mm x 250 mm profile cyl. cushioned	0822122008	5	3
25	PRA-DA-050-0320-0-2-2-1-1-1-BAS 50 mm x 320 mm profile cyl. cushioned	0822122009	5	3
25	PRA-DA-050-0400-0-2-2-1-1-1-BAS 50 mm x 400 mm profile cyl. cushioned	0822122010	5	3
25	PRA-DA-050-0500-0-2-2-1-1-1-BAS 50 mm x 500 mm profile cyl. cushioned	0822122011	5	3
25	PRA-DA-063-0025-0-2-2-1-1-1-BAS 63 mm x 25 mm profile cyl. cushioned	0822123001	5	3
25	PRA-DA-063-0050-0-2-2-1-1-1-BAS 63 mm x 50 mm profile cyl. cushioned	0822123002	5	3
25	PRA-DA-063-0080-0-2-2-1-1-1-BAS 63 mm x 80 mm profile cyl. cushioned	0822123003	5	3
25	PRA-DA-063-0100-0-2-2-1-1-1-BAS 63 mm x 100 mm profile cyl. cushioned	0822123004	5	3
25	PRA-DA-063-0125-0-2-2-1-1-1-BAS 63 mm x 125 mm profile cyl. cushioned	0822123005	5	3
25	PRA-DA-063-0160-0-2-2-1-1-1-BAS 63 mm x 160 mm profile cyl. cushioned	0822123006	5	3
25	PRA-DA-063-0200-0-2-2-1-1-1-BAS 63 mm x 200 mm profile cyl. cushioned	0822123007	5	3
25	PRA-DA-063-0250-0-2-2-1-1-1-BAS 63 mm x 250 mm profile cyl. cushioned	0822123008	5	3
25	PRA-DA-063-0320-0-2-2-1-1-1-BAS 63 mm x 320 mm profile cyl. cushioned	0822123009	5	3
25	PRA-DA-063-0400-0-2-2-1-1-1-BAS 63 mm x 400 mm profile cyl. cushioned	0822123010	5	3
25	PRA-DA-063-0500-0-2-2-1-1-1-BAS 63 mm x 500 mm profile cyl. cushioned	0822123011	5	3
25	PRA-DA-080-0025-0-2-2-1-1-1-BAS 80 mm x 25 mm profile cyl. cushioned	0822124001	5	3
25	PRA-DA-080-0050-0-2-2-1-1-1-BAS 80 mm x 50 mm profile cyl. cushioned	0822124002	5	3
25	PRA-DA-080-0080-0-2-2-1-1-1-BAS 80 mm x 80 mm profile cyl. cushioned	0822124003	5	3
25	PRA-DA-080-0100-0-2-2-1-1-1-BAS 80 mm x 100 mm profile cyl. cushioned	0822124004	5	3
25	PRA-DA-080-0125-0-2-2-1-1-1-BAS 80 mm x 125 mm profile cyl. cushioned	0822124005	5	3
25	PRA-DA-080-0160-0-2-2-1-1-1-BAS 80 mm x 160 mm profile cyl. cushioned	0822124006	5	3




## GoTo Focused Delivery Program: Part Numbers

Page Number	Description/Model Code	Part Number	Maximum Quantity	Shipment (Business Days)
25	PRA-DA-080-0200-0-2-2-1-1-1-BAS 80 mm x 200 mm profile cyl. cushioned	0822124007	5	3
25	PRA-DA-080-0250-0-2-2-1-1-1-BAS 80 mm x 250 mm profile cyl. cushioned	0822124008	5	3
25	PRA-DA-080-0320-0-2-2-1-1-1-BAS 80 mm x 320 mm profile cyl. cushioned	0822124009	5	3
25	PRA-DA-080-0400-0-2-2-1-1-1-BAS 80 mm x 400 mm profile cyl. cushioned	0822124010	5	3
25	PRA-DA-100-0025-0-2-2-1-1-1-BAS 100 mm x 25 mm profile cyl. cushioned	0822125001	5	3
25	PRA-DA-100-0050-0-2-2-1-1-1-BAS 100 mm x 50 mm profile cyl. cushioned	0822125002	5	3
25	PRA-DA-100-0080-0-2-2-1-1-1-BAS 100 mm x 80 mm profile cyl. cushioned	0822125003	5	3
25	PRA-DA-100-0100-0-2-2-1-1-1-BAS 100 mm x 100 mm profile cyl. cushioned	0822125004	5	3
25	PRA-DA-100-0125-0-2-2-1-1-1-BAS 100 mm x 125 mm profile cyl. cushioned	0822125005	5	3
25	PRA-DA-100-0160-0-2-2-1-1-1-BAS 100 mm x 160 mm profile cyl. cushioned	0822125006	5	3
25	PRA-DA-100-0200-0-2-2-1-1-1-BAS 100 mm x 200 mm profile cyl. cushioned	0822125007	5	3
25	PRA-DA-100-0250-0-2-2-1-1-1-BAS 100 mm x 250 mm profile cyl. cushioned	0822125008	5	3
25	PRA-DA-100-0320-0-2-2-1-1-1-BAS 100 mm x 320 mm profile cyl. cushioned	0822125009	5	3
25	PRA-DA-100-0400-0-2-2-1-1-1-BAS 100 mm x 400 mm profile cyl. cushioned	0822125010	5	3
25	PRA-DA-125-0250-0-2-2-1-1-1-BAS 125 mm x 250 mm profile cyl. cushioned	R480141106	5	5
25	PRA-DA-125-0320-0-2-2-1-1-1-BAS 125 mm x 320 mm profile cyl. cushioned	R480140759	5	5
25	PRA-DA-125-0500-0-2-2-1-1-1-BAS 125 mm x 500 mm profile cyl. cushioned	R480141666	5	5
25	Rod clevis kit, 1"-14 for 125mm bore inch	R433012604	5	1
25	Rod clevis kit, 1/2"-20 for 40mm bore inch	R433012665	5	1
25	Rod clevis kit, 3/4"-16 for 50mm, 63mm, 80mm and 100mm bore inch	R433012603	5	1
25	Rod clevis kit, 7/16"-20 for 32mm bore inch	R433012602	5	1
25	Single-Ended cable, 3 meter, M8 female connector, 3-pin, right angle	1834484167	5	1
25	Single-Ended cable, 3 meter, M8 female connector, 3-pin, straight	1834484166	10	1
25	Single-Ended cable, 5 meter, M8 female connector, 3-pin, right angle	1834484169	10	1
25	Single-Ended cable, 5 meter, M8 female connector, 3-pin, straight	1834484168	10	1
25	ST6-PN-K05U-030 ST6 PNP prox. switch, 5 meter PUR cable	0830100632	10	1
25	ST6-PN-M08R-030 ST6 PNP prox. switch, 0.3 meter PUR cable, 3-pin quick	0830100489	10	1
25	ST6-PN-M08T-030 ST6 PNP prox. switch, 0.3 meter PUR cable, 3-pin M8	0830100435	10	1
25	ST6-PN-M08U-030 ST6 PNP prox. switch, 0.5 meter PUR cable, 3-pin M8	0830100437	10	1
25	ST6-PN-M12R-030 ST6 PNP prox. switch, 0.3 meter PUR cable, 3-pin M12	0830100433	10	1
25	ST6-R3-K03U-030 ST6 reed proximity switch, 3 meter PUR cable	0830100629	10	1
25	ST6-R3-K05U-030 ST6 reed proximity switch, 5 meter PUR cable	0830100630	10	1
25	ST6-R3-M08R-030 ST6 reed prox. switch, 0.3 meter PUR cable, 3-pin quick	0830100488	10	1
25	ST6-R3-M08T-030 ST6 reed prox. switch, 0.3 meter PUR cable, 3-pin M8	0830100434	10	1
25	TRB-DA-032-0025-0-2-2-1-1-1-BAS 32 mm x 25 mm tie-rod cyl. cushioned	0822340001	5	5
25	TRB-DA-032-0050-0-2-2-1-1-1-BAS 32 mm x 50 mm tie-rod cyl. cushioned	0822340002	5	5
25	TRB-DA-032-0080-0-2-2-1-1-1-BAS 32 mm x 80 mm tie-rod cyl. cushioned	0822340003	5	5
25	TRB-DA-032-0100-0-2-2-1-1-1-BAS 32 mm x 100 mm tie-rod cyl. cushioned	0822340004	5	5
25	TRB-DA-032-0125-0-2-2-1-1-1-BAS 32 mm x 125 mm tie-rod cyl. cushioned	0822340005	5	5
25	TRB-DA-032-0160-0-2-2-1-1-1-BAS 32 mm x 160 mm tie-rod cyl. cushioned	0822340006	5	5
25	TRB-DA-032-0200-0-2-2-1-1-1-BAS 32 mm x 200 mm tie-rod cyl. cushioned	0822340007	5	5
25	TRB-DA-032-0250-0-2-2-1-1-1-BAS 32 mm x 250 mm tie-rod cyl. cushioned	0822340008	5	5
25	TRB-DA-032-0320-0-2-2-1-1-1-BAS 32 mm x 320 mm tie-rod cyl. cushioned	0822340009	5	5


## GoTo Focused Delivery Program: Part Numbers

Page Number	Description/Model Code	Part Number	Maximum Quantity	Shipment (Business Days)
25	TRB-DA-032-0400-0-2-2-1-1-1-BAS 32 mm x 400 mm tie-rod cyl. cushioned	0822340010	5	5
25	TRB-DA-040-0025-0-2-2-1-1-1-BAS 40 mm x 25 mm tie-rod cyl. cushioned	0822341001	5	5
25	TRB-DA-040-0050-0-2-2-1-1-1-BAS 40 mm x 50 mm tie-rod cyl. cushioned	0822341002	5	5
25	TRB-DA-040-0080-0-2-2-1-1-1-BAS 40 mm x 80 mm tie-rod cyl. cushioned	0822341003	5	5
25	TRB-DA-040-0100-0-2-2-1-1-1-BAS 40 mm x 100 mm tie-rod cyl. cushioned	0822341004	5	5
25	TRB-DA-040-0125-0-2-2-1-1-1-BAS 40 mm x 125 mm tie-rod cyl. cushioned	0822341005	5	5
25	TRB-DA-040-0160-0-2-2-1-1-1-BAS 40 mm x 160 mm tie-rod cyl. cushioned	0822341006	5	5
25	TRB-DA-040-0200-0-2-2-1-1-1-BAS 40 mm x 200 mm tie-rod cyl. cushioned	0822341007	5	5
25	TRB-DA-040-0250-0-2-2-1-1-1-BAS 40 mm x 250 mm tie-rod cyl. cushioned	0822341008	5	5
25	TRB-DA-040-0320-0-2-2-1-1-1-BAS 40 mm x 320 mm tie-rod cyl. cushioned	0822341009	5	5
25	TRB-DA-040-0400-0-2-2-1-1-1-BAS 40 mm x 400 mm tie-rod cyl. cushioned	0822341010	5	5
25	TRB-DA-040-0500-0-2-2-1-1-1-BAS 40 mm x 500 mm tie-rod cyl. cushioned	0822341011	5	5
25	TRB-DA-050-0025-0-2-2-1-1-1-BAS 50 mm x 25 mm tie-rod cyl. cushioned	0822342001	5	5
25	TRB-DA-050-0050-0-2-2-1-1-1-BAS 50 mm x 50 mm tie-rod cyl. cushioned	0822342002	5	5
25	TRB-DA-050-0080-0-2-2-1-1-1-BAS 50 mm x 80 mm tie-rod cyl. cushioned	0822342003	5	5
25	TRB-DA-050-0100-0-2-2-1-1-1-BAS 50 mm x 100 mm tie-rod cyl. cushioned	0822342004	5	5
25	TRB-DA-050-0125-0-2-2-1-1-1-BAS 50 mm x 125 mm tie-rod cyl. cushioned	0822342005	5	5
25	TRB-DA-050-0160-0-2-2-1-1-1-BAS 50 mm x 160 mm tie-rod cyl. cushioned	0822342006	5	5
25	TRB-DA-050-0200-0-2-2-1-1-1-BAS 50 mm x 200 mm tie-rod cyl. cushioned	0822342007	5	5
25	TRB-DA-050-0250-0-2-2-1-1-1-BAS 50 mm x 250 mm tie-rod cyl. cushioned	0822342008	5	5
25	TRB-DA-050-0320-0-2-2-1-1-1-BAS 50 mm x 320 mm tie-rod cyl. cushioned	0822342009	5	5
25	TRB-DA-050-0400-0-2-2-1-1-1-BAS 50 mm x 400 mm tie-rod cyl. cushioned	0822342010	5	5
25	TRB-DA-050-0500-0-2-2-1-1-1-BAS 50 mm x 500 mm tie-rod cyl. cushioned	0822342011	5	5
25	TRB-DA-063-0025-0-2-2-1-1-1-BAS 63 mm x 25 mm tie-rod cyl. cushioned	0822343001	5	5
25	TRB-DA-063-0050-0-2-2-1-1-1-BAS 63 mm x 50 mm tie-rod cyl. cushioned	0822343002	5	5
25	TRB-DA-063-0080-0-2-2-1-1-1-BAS 63 mm x 80 mm tie-rod cyl. cushioned	0822343003	5	5
25	TRB-DA-063-0100-0-2-2-1-1-1-BAS 63 mm x 100 mm tie-rod cyl. cushioned	0822343004	5	5
25	TRB-DA-063-0125-0-2-2-1-1-1-BAS 63 mm x 125 mm tie-rod cyl. cushioned	0822343005	5	5
25	TRB-DA-063-0160-0-2-2-1-1-1-BAS 63 mm x 160 mm tie-rod cyl. cushioned	0822343006	5	5
25	TRB-DA-063-0200-0-2-2-1-1-1-BAS 63 mm x 200 mm tie-rod cyl. cushioned	0822343007	5	5
25	TRB-DA-063-0250-0-2-2-1-1-1-BAS 63 mm x 250 mm tie-rod cyl. cushioned	0822343008	5	5
25	TRB-DA-063-0320-0-2-2-1-1-1-BAS 63 mm x 320 mm tie-rod cyl. cushioned	0822343009	5	5
25	TRB-DA-063-0400-0-2-2-1-1-1-BAS 63 mm x 400 mm tie-rod cyl. cushioned	0822343010	5	5
25	TRB-DA-063-0500-0-2-2-1-1-1-BAS 63 mm x 500 mm tie-rod cyl. cushioned	0822343011	5	5
25	TRB-DA-080-0050-0-2-2-1-1-1-BAS 80 mm x 50 mm tie-rod cyl. cushioned	0822344002	5	5
25	TRB-DA-080-0080-0-2-2-1-1-1-BAS 80 mm x 80 mm tie-rod cyl. cushioned	0822344003	5	5
25	TRB-DA-080-0100-0-2-2-1-1-1-BAS 80 mm x 100 mm tie-rod cyl. cushioned	0822344004	5	5
25	TRB-DA-080-0125-0-2-2-1-1-1-BAS 80 mm x 125 mm tie-rod cyl. cushioned	0822344005	5	5
25	TRB-DA-080-0160-0-2-2-1-1-1-BAS 80 mm x 160 mm tie-rod cyl. cushioned	0822344006	5	5
25	TRB-DA-080-0250-0-2-2-1-1-1-BAS 80 mm x 250 mm tie-rod cyl. cushioned	0822344008	5	5
25	TRB-DA-080-0320-0-2-2-1-1-1-BAS 80 mm x 320 mm tie-rod cyl. cushioned	0822344009	5	5
25	TRB-DA-080-0400-0-2-2-1-1-1-BAS 80 mm x 400 mm tie-rod cyl. cushioned	0822344010	5	5
25	TRB-DA-080-0500-0-2-2-1-1-1-BAS 80 mm x 500 mm tie-rod cyl. cushioned	0822340011	5	5

## GoTo Focused Delivery Program: Part Numbers

Page Number	Description/Model Code	Part Number	Maximum Quantity	Shipment (Business Days)
25	TRB-DA-100-0025-0-2-2-1-1-1-BAS 100 mm x 25 mm tie-rod cyl. cushioned	0822345001	5	5
25	TRB-DA-100-0100-0-2-2-1-1-1-BAS 100 mm x 100 mm tie-rod cyl. cushioned	0822345004	5	5
25	TRB-DA-100-0125-0-2-2-1-1-1-BAS 100 mm x 125 mm tie-rod cyl. cushioned	0822345005	5	5
25	TRB-DA-100-0160-0-2-2-1-1-1-BAS 100 mm x 160 mm tie-rod cyl. cushioned	0822345006	5	5
25	TRB-DA-100-0200-0-2-2-1-1-1-BAS 100 mm x 200 mm tie-rod cyl. cushioned	0822345007	5	5
25	TRB-DA-100-0250-0-2-2-1-1-1-BAS 100 mm x 250 mm tie-rod cyl. cushioned	0822345008	5	5
25	TRB-DA-100-0320-0-2-2-1-1-1-BAS 100 mm x 320 mm tie-rod cyl. cushioned	0822345009	5	5
25	TRB-DA-100-0400-0-2-2-1-1-1-BAS 100 mm x 400 mm tie-rod cyl. cushioned	0822345010	5	5
25	TRB-DA-100-0500-0-2-2-1-1-1-BAS 100 mm x 500 mm tie-rod cyl. cushioned	0822125011	5	5
25	TRB-DA-125-0125-0-2-2-1-1-1-BAS 125 mm x 125 mm tie-rod cyl. cushioned	0822306205	5	5
25	TRB-DA-125-0200-0-2-2-1-1-1-BAS 125 mm x 200 mm tie-rod cyl. cushioned	0822306207	5	5
25	TRB-DA-125-0400-0-2-2-1-1-1-BAS 125 mm x 400 mm tie-rod cyl. cushioned	0822306210	5	5
25	TRB-DA-125-0500-0-2-2-1-1-1-BAS 126 mm x 500 mm tie-rod cyl. cushioned	0822306211	5	5
	<b>Series RTC Rodless Cylinders</b> 			
26	RTC cylinders, HD version, 16 – 63mm (5/8" – 2-1/2"), stroke ≤1800mm (72"); RTC cylinders, CG version, 16 – 40mm (5/8" – 1-1/2"), stroke ≤800 mm (30")	Configurable	2	10
26	RTC cylinders, HD version, 16 – 63mm (5/8" – 2-1/2"), stroke >1800mm (72") <3000mm (118")	Configurable	1	10
26	RTC cylinders, BV, RR & RI versions, 16 – 80mm (5/8" – 3"), stroke >1800mm (72") <3000mm (118")	Configurable	1	5
26	RTC cylinders, BV, RR & RI versions, 16 – 80mm (5/8" – 3"), stroke ≤1800mm (72")	Configurable	2	5
26	End cover mount for 1-1/4" & 1-1/2" (32, 40mm) bore RTC	R402002729	2	1
26	End cover mount for 2-1/2" & 3" (63, 80mm) bore RTC	R402002731	1	1
26	End cover mount for 5/8" & 1" (16, 25mm) bore RTC	R402002728	2	1
26	Foot mount kit M12 for 2", 2-1/2" & 3" (50, 63, 80mm) bore RTC	R402003403	2	1
26	Foot mount kit M6 for 5/8" & 1" (16, 2 mm) bore RTC	R402003401	2	1
26	Foot mount kit M8 for 1-1/4" & 1-1/2" (32, 40mm) bore RTC	R402003402	2	1
26	RTC-BV to RTC-RI (170 Series) 40 mm foot mount adapter kit	R402003612	3	1
26	RTC-BV to RTC-RR (RexMover) 16 mm foot mount adapter kit	R402003406	3	1
26	RTC-BV to RTC-RR (RexMover) 32-63 mm foot mount adapter kit	R402003408	6	1
26	RTC-BV to RTC-RR (RexMover) 80 mm end cover mount adapter kit	R402003435	2	1
26	Shock Absorber Holder RTC-CG & HD16	R402002702	4	1
26	Shock Absorber Holder RTC-CG & HD32-40	R402002704	2	1
26	Shock Absorber Kit RTC D25-40 0-8KG	R402002805	4	1
26	Shock Absorber Kit RTC D25-40 M>8KG	R402003619	4	1
26	Single-Ended cable, 3 meter, M8 female connector, 3-pin, right angle	1834484167	5	1
26	Single-Ended cable, 3 meter, M8 female connector, 3-pin, straight	1834484166	10	1
26	Single-Ended cable, 5 meter, M8 female connector, 3-pin, right angle	1834484169	10	1
26	Single-Ended cable, 5 meter, M8 female connector, 3-pin, straight	1834484168	10	1
26	ST4-NP-K03U-024 ST4 NPN prox. switch, 3 meter PUR cable	R412004989	4	1
26	ST4-PN-K05U-030 ST4 PNP prox. switch, 5 meter PUR cable	0830100643	4	1



## GoTo Focused Delivery Program: Part Numbers

Page Number	Description/Model Code	Part Number	Maximum Quantity	Shipment (Business Days)
26	ST4-PN-M08R-030 ST4 PNP prox. switch, 0.3 meter PUR cable, 3-pin quick	0830100441	4	1
26	ST4-R3-K03U-030 ST4 reed proximity switch, 3 meter PUR cable	0830100640	4	1
26	ST4-R3-K05U-030 ST4 reed proximity switch, 5 meter PUR cable	0830100641	4	1
26	ST4-R3-M08R-030 ST4 reed prox. switch, 0.3 meter PUR cable, 3-pin quick	0830100440	2	1
26	ST4-R3-M08T-030 ST4 reed prox. switch, 0.3 meter PUR cable, 3-pin M8	R412004577	4	1
26	Stop bracket RTC-CG & HD16	R402002695	2	1
	<b>TaskMaster® NFPA Compatible Cylinders</b> 			
27	TaskMaster cylinders TM8 1.5" to 4" bore, configure online	Configurable	5	3
27	1/2" pivot pin for 1.5", 2.0" and 2.5" bore TaskMaster	R433012619	5	1
27	3/4" pivot pin for 3.25" and 4.0" bore TaskMaster	R433012621	5	1
27	30MA NPN output 9 ft. and clamp for TaskMaster	R432008730	10	1
27	30MA PNP output 9 ft. and clamp for TaskMaster	R432008729	10	1
27	30MA Switch, proximity reed 12' PVC cable & clamp for TaskMaster	R432008725	3	1
27	500MA Switch, proximity reed 12' cable and clamp for TaskMaster	R432008721	10	1
27	Clevis bracket, aluminum for 1.5" bore TaskMaster	R432013366	5	1
27	Clevis bracket, aluminum for 2.0" bore TaskMaster	R432012511	5	1
27	Clevis bracket, aluminum for 2.5" bore TaskMaster	R432013381	5	1
27	Clevis bracket, aluminum for 3.25" bore TaskMaster	R432008891	5	1
27	Clevis bracket, aluminum for 4.0" bore TaskMaster	R432008893	5	1
27	Detachable Eye Mount for 3.25" bore TaskMaster	R432008890	5	1
27	Female rod clevis, aluminum w/pivot pin for 1.5", 2.0" & 2.5" bore TM, 1/2-20	R432012516	5	1
27	Female rod clevis, aluminum w/pivot pin for 3.25" and 4.0" bore TM, 7/8-14	R432013386	5	1
27	Female rod eye (steel) for 1.5", 2.0" and 2.5" bore TM (1/2-20 threads)	R432006533	5	1
27	Female rod eye (steel) for 3.25" and 4.0" bore TM (7/8-14 threads)	R432013437	5	1
27	MF1 Flange, aluminum for 1.5" bore TaskMaster	R432013373	2	1
27	MF1 Flange, aluminum for 2.0" bore TaskMaster	R432012520	5	1
27	MF1 Flange, aluminum for 2.5" bore TaskMaster	R432013382	5	1
27	MF1 Flange, aluminum for 3.25" bore TaskMaster	R432013388	5	1
27	MF1 Flange, aluminum for 4.0" bore TaskMaster	R432013396	2	1
27	MP1 clevis kit (cast iron) with pivot pin for 1.5" bore TaskMaster	R432015731	5	1
27	MP1 clevis kit (cast iron) with pivot pin for 2.0" bore TaskMaster	R432015733	5	1
27	MP1 clevis kit (cast iron) with pivot pin for 2.5" bore TaskMaster	R432015735	5	1
27	MP1 clevis kit (cast iron) with pivot pin for 3.25" bore TaskMaster	R432015737	5	1
27	MP1 clevis kit (cast iron) with pivot pin for 4.0" bore TaskMaster	R432015739	5	1
27	MP2 clevis kit, aluminum with pivot pin for 1.5" bore TaskMaster	R432013371	8	3
27	MP2 clevis kit, aluminum with pivot pin for 2.0" bore TaskMaster	R432012512	5	1
27	MP2 clevis kit, aluminum with pivot pin for 2.5" bore TaskMaster	R432013379	5	1
27	MP2 clevis kit, aluminum with pivot pin for 3.25" bore TaskMaster	R432013394	5	1
27	MP2 clevis kit, aluminum with pivot pin for 4.0" bore TaskMaster	R432013402	5	1
27	MS2 mounting kit (steel) for 1.5" bore TaskMaster	R432013616	5	1
27	MS2 mounting kit (steel) for 2.0" or 2.5" bore TaskMaster	R432013641	2	1

## GoTo Focused Delivery Program: Part Numbers

Page Number	Description/Model Code	Part Number	Maximum Quantity	Shipment (Business Days)
27	MS2 mounting kit (steel) for 3.25" bore TaskMaster	R432013648	2	1
27	MS2 mounting kit (steel) for 4.0" bore TaskMaster	R432013651	5	1
27	TM-811000-00010 1-1/2" bore 1" stroke, non-cushioned	R432021805	5	3
27	TM-811000-00020 1-1/2" bore 2" stroke, non-cushioned	R432021812	5	3
27	TM-811000-00030 1-1/2" bore 3" stroke, non-cushioned	R432021815	5	3
27	TM-811000-03040 1-1/2" bore 4" stroke, cushioned	R432021892	5	3
27	TM-811000-03060 1-1/2" bore 6" stroke, cushioned	R432021901	5	3
27	TM-811000-03080 1-1/2" bore 8" stroke, cushioned	R432021906	5	3
27	TM-811000-03100 1-1/2" bore 10" stroke, cushioned	R432021911	5	3
27	TM-811000-03120 1-1/2" bore 12" stroke, cushioned	R432021917	5	3
27	TM-821000-00010 2" bore 1" stroke, non-cushioned	R432022232	5	3
27	TM-821000-03020 2" bore 2" stroke, cushioned	R432022306	5	3
27	TM-821000-03030 2" bore 3" stroke, cushioned	R432022311	5	3
27	TM-821000-03040 2" bore 4" stroke, cushioned	R432022318	5	3
27	TM-821000-03060 2" bore 6" stroke, cushioned	R432022327	5	3
27	TM-821000-03080 2" bore 8" stroke, cushioned	R432022332	5	3
27	TM-821000-03100 2" bore 10" stroke, cushioned	R432022337	5	3
27	TM-821000-03120 2" bore 12" stroke, cushioned	R432022341	5	3
27	TM-831000-00020 2-1/2" bore 2" stroke, non-cushioned	R432022619	5	3
27	TM-831000-03010 2-1/2" bore 1" stroke, cushioned	R432022673	5	3
27	TM-831000-03030 2-1/2" bore 3" stroke, cushioned	R432022680	5	3
27	TM-831000-03040 2-1/2" bore 4" stroke, cushioned	R432022686	5	3
27	TM-831000-03060 2-1/2" bore 6" stroke, cushioned	R432022691	5	3
27	TM-831000-03080 2-1/2" bore 8" stroke, cushioned	R432022699	5	3
27	TM-831000-03100 2-1/2" bore 10" stroke, cushioned	R432022703	5	3
27	TM-831000-03120 2-1/2" bore 12" stroke, cushioned	R432022708	5	3
27	TM-841000-00030 3-1/4" bore 3" stroke, non-cushioned	R432022910	5	3
27	TM-841000-03020 3-1/4" bore 2" stroke, cushioned	R432022964	5	3
27	TM-841000-03040 3-1/4" bore 4" stroke, cushioned	R432022973	5	3
27	TM-841000-03060 3-1/4" bore 6" stroke, cushioned	R432022981	5	3
27	TM-841000-03080 3-1/4" bore 8" stroke, cushioned	R432022989	5	3
27	TM-841000-03100 3-1/4" bore 10" stroke, cushioned	R432022994	5	3
27	TM-841000-03120 3-1/4" bore 12 inch stroke, cushioned	R432023002	5	3
27	TM-851000-03040 4" bore 4" stroke, cushioned	R432023314	5	3
27	TM-851000-03060 4" bore 6" stroke, cushioned	R432023320	5	3
27	TM-851000-03080 4" bore 8" stroke, cushioned	R432023325	5	3
27	TM-851000-03100 4" bore 10" stroke, cushioned	R432023331	5	3
27	TM-851000-03120 4" bore 12" stroke, cushioned	R432023336	5	3

## GoTo Focused Delivery Program: Part Numbers

Page Number	Description/Model Code	Part Number	Maximum Quantity	Shipment (Business Days)
	 <b>Series PE5 Pressure Switches</b>			
28	Double nipple, G1/4 to G1/4, 2/pack (order in multiples of 2)	R412010016	4	1
28	PE5 elec. connector, M12 4-pin straight, 5m cable with flying leads	1834484257	5	1
28	PE5-P2-G014-000-100-M012 P. switch, 2x PNP, 1/4 BSPP	R412007979	5	1
28	PE5-PP-G014-000-100-M012 P. switch, PNP+analog, 1/4 BSPP	R412007987	2	1
	 <b>Flow Controls, Fittings, Tubing &amp; Silencers</b>			
33	1/2" OD Polyurethane tubing, blue, 50 feet (unit is package)	R432026250	5	1
33	1/4" OD Polyurethane tubing, blue, 100 feet (unit is package)	R432026248	5	1
29	3/8" OD Polyurethane tubing, clear, 100 feet (unit is package)	R432026253	2	1
29	5/16" OD Polyurethane tubing, blue, 100 meters (unit is meters)	1820712038	100 mtr.	1
29	5/32" OD Polyurethane tubing, blue, 25 meters (unit is meters)	1820712030	50 mtr.	1
29	5/32" OD Polyurethane tubing, clear, 25 meters (unit is meters)	1820712000	100 mtr.	1
29	Adapter bushing, 1/2 BSPP male thread, 1/2" NPT female thread, 10/pack	R432011745	10	1
29	Adapter bushing, 1/2" NPT male thread, 1/2 BSPP female thread, 10/pack	R432012025	10	1
29	Adapter bushing, 1/4 BSPP male thread, 1/4" NPT female thread, 10/pack	R432011874	20	2
29	Adapter bushing, 1/4" NPT male thread, 1/4 BSPP female thread, 10/pack	R432012023	10	1
29	Adapter bushing, 1/8 BSPP male thread, 1/8" NPT female thread, 10/pack	R432011744	20	2
29	Adapter bushing, 1/8" NPT male thread, 1/8 BSPP female thread, 10/pack	R432012022	10	1
29	Adapter bushing, 3/8 BSPP male thread, 3/8 NPT female thread, 10/pack	R432011847	20	2
29	Adapter bushing, 3/8" NPT male thread, 3/8 BSPP female thread, 10/pack	R432012024	10	1
29	Flow control, meter-out, 1/2 BSPP male to 1/2 BSPP female 90, 1/pack	0821200207	2	1
29	Flow control, meter-out, 1/2" NPT male to 1/2" NPT female, 1/pack	R432027184	4	1
29	Flow control, meter-out, 1/4 BSPP male to 1/4 BSPP female 90, 1/pack	0821200205	4	1
29	Flow control, meter-out, 1/4" NPT male to 1/4" NPT female, 1/pack	R432027182	4	1
29	Flow control, meter-out, 1/8 BSPP male to 1/8 BSPP female 90, 1/pack	0821200204	4	1
29	Flow control, meter-out, 1/8" NPT male to 1/8" NPT female, 1/pack	R432027181	5	2
29	Flow control, meter-out, 3/8 BSPP male to 3/8 BSPP female 90, 1/pack	0821200206	2	1
29	Flow control, meter-out, 3/8" NPT male to 3/8" NPT female, 1/pack	R432027183	4	1
29	QR1-DWA-D014-1032 1/pack elbow flow control 1/4" tube to 10-32	R432002369	50	1
29	QR1-DWA-D014-N014 1/pack elbow flow control 1/4" tube to 1/4 NPT	R432002371	50	1
29	QR1-DWA-D014-N018 10/pack elbow flow control 1/4" tube to 1/8 NPT	R432002370	50	1
29	QR1-DWA-D038-N014 10/pack elbow flow control 3/8" tube to 1/4 NPT	R432002377	50	1
29	QR1-DWA-D532-1032 1/pack elbow flow control 5/32" tube to 10-32	R432002367	50	1
29	QR1-DWA-D532-N018 10/pack elbow flow control 5/32" tube to 1/8 NPT	R432002368	50	1
29	QR1-DWA-DA06-G018 10/pack meter-in flow ctrl, 6mm tube to 1/8 BSPP	R432031082	10	1
29	QR1-MAN-D018-1032 25/pack straight fitting 1/8" tube to 10-32	R432000322	50	1
29	QR1-MAN-D018-N018 10/pack straight fitting 1/8" tube to 1/8 NPT	R432000321	50	1
29	QR1-MVT-D018-N018 10/pack elbow fitting 1/8" tube to 1/8 NPT	R432000357	50	1
29	QR1-RBS-D012 20/pack plug 1/2" stem	R432000048	40	1



## GoTo Focused Delivery Program: Part Numbers

Page Number	Description/Model Code	Part Number	Maximum Quantity	Shipment (Business Days)
29	QR1-RBS-D014 20/pack plug 1/4" stem	R432000049	60	2
29	QR1-RBS-D038 20/pack plug 3/8" stem	R432000050	40	1
29	QR1-RBS-D516 20/pack plug 5/16" stem	R432002354	40	1
29	QR1-RBS-D532 20/pack plug 5/32" stem	R432002353	40	1
29	QR1-RED-D014-D532 10/pack tube reducer 1/4 stem to 5/32"	R432000066	50	1
29	QR1-RED-D038-D014 10/pack tube reducer 3/8 stem to 1/4"	R432000067	50	1
29	QR1-RED-D516-D014 10/pack tube reducer 5/16 stem to 1/4"	R432000069	50	1
29	QR1-RPN-D012-N012 5/pack straight fitting 1/2" tube to 1/2 NPT	R432000123	50	1
29	QR1-RPN-D012-N014 10/pack straight fitting 1/2" tube to 1/4 NPT	R432000124	50	1
29	QR1-RPN-D012-N038 10/pack straight fitting 1/2" tube to 3/8 NPT	R432000125	50	1
29	QR1-RPN-D014-1032 10/pack straight fitting 1/4" tube to 10-32	R432000126	50	1
29	QR1-RPN-D014-N014 10/pack straight fitting 1/4" tube to 1/4 NPT	R432000127	100	2
29	QR1-RPN-D014-N018 10/pack straight fitting 1/4" tube to 1/8 NPT	R432000128	100	2
29	QR1-RPN-D014-N038 10/pack straight fitting 1/4" tube to 3/8 NPT	R432000129	50	1
29	QR1-RPN-D038-N012 10/pack straight fitting 3/8" tube to 1/2 NPT	R432000132	50	1
29	QR1-RPN-D038-N014 10/pack straight fitting 3/8" tube to 1/4 NPT	R432000133	70	2
29	QR1-RPN-D038-N018 10/pack straight fitting 3/8" tube to 1/8 NPT	R432002636	50	1
29	QR1-RPN-D038-N038 10/pack straight fitting 3/8" tube to 3/8 NPT	R432000134	50	1
29	QR1-RPN-D516-N014 10/pack straight fitting 5/16" tube to 1/4 NPT	R432000136	50	1
29	QR1-RPN-D516-N018 10/pack straight fitting 5/16" tube to 1/8 NPT	R432000137	50	1
29	QR1-RPN-D532-1032 10/pack straight fitting 5/32" tube to 10-32	R432000139	50	1
29	QR1-RPN-D532-N014 10/pack straight fitting 5/32" tube to 1/4 NPT	R432000140	50	1
29	QR1-RPN-D532-N018 10/pack straight fitting 5/32" tube to 1/8 NPT	R432000141	50	1
29	QR1-RSK-D014 10/pack tube union 1/4" to 1/4"	R432000151	50	1
29	QR1-RSK-D038 10/pack tube union 3/8" to 3/8"	R432000152	50	1
29	QR1-RSM-D012 10/pack bulkhead tube union 1/2" to 1/2"	R432000155	50	1
29	QR1-RSM-D014 10/pack bulkhead tube union 1/4" to 1/4"	R432000156	50	1
29	QR1-RSM-D038 10/pack bulkhead tube union 3/8" to 3/8"	R432000157	50	1
29	QR1-RSM-D516 10/pack bulkhead tube union 5/16" to 5/16"	R432000158	50	1
29	QR1-RSR-D014-D532 10/pack reducer union 1/4" to 5/32"	R432000162	70	2
29	QR1-RSR-D516-D014 10/pack reducer union 5/16" to 1/4"	R432000164	100	2
29	QR1-RTK-D012 10/pack tee 1/2" tube	R432000166	50	1
29	QR1-RTK-D014 10/pack tee 1/4" tube	R432000167	50	1
29	QR1-RTK-D038 10/pack tee 3/8" tube	R432000168	50	1
29	QR1-RTK-D516 10/pack tee 5/16" tube	R432000169	50	1
29	QR1-RTK-D532 10/pack tee 5/32" tube	R432000170	50	1
29	QR1-RTT-D014-N014 10/pack branch tee 1/4" tube to 1/4 NPT	R432000175	50	1
29	QR1-RTT-D038-N014 10/pack branch tee 3/8" tube to 1/4 NPT	R432000179	50	1
29	QR1-RVK-D014 10/pack union elbow 1/4" tube	R432000208	70	2
29	QR1-RVK-D038 10/pack union elbow 3/8" tube	R432000209	70	2
29	QR1-RVT-D012-N012 10/pack elbow fitting 1/2" tube to 1/2 NPT	R432000229	50	1
29	QR1-RVT-D012-N014 10/pack elbow fitting 1/2" tube to 1/4 NPT	R432000230	50	1
29	QR1-RVT-D012-N038 10/pack elbow fitting 1/2" tube to 3/8 NPT	R432000231	50	1

## GoTo Focused Delivery Program: Part Numbers

Page Number	Description/Model Code	Part Number	Maximum Quantity	Shipment (Business Days)
29	QR1-RVT-D014-1032 10/pack elbow fitting 1/4" tube to 10-32	R432000232	50	1
29	QR1-RVT-D014-N014 10/pack elbow fitting 1/4" tube to 1/4 NPT	R432000233	100	2
29	QR1-RVT-D014-N018 10/pack elbow fitting 1/4" tube to 1/8 NPT	R432000234	100	2
29	QR1-RVT-D014-N038 5/pack elbow fitting 1/4" tube to 3/8 NPT	R432000235	50	1
29	QR1-RVT-D038-N012 10/pack elbow fitting 3/8" tube to 1/2 NPT	R432000236	50	1
29	QR1-RVT-D038-N014 10/pack elbow fitting 3/8" tube to 1/4 NPT	R432000237	70	2
29	QR1-RVT-D038-N018 10/pack elbow fitting 3/8" tube to 1/8 NPT	R432002637	50	1
29	QR1-RVT-D038-N038 10/pack elbow fitting 3/8" tube to 3/8 NPT	R432000238	50	1
29	QR1-RVT-D516-N014 10/pack elbow fitting 5/16" tube to 1/4 NPT	R432000240	50	1
29	QR1-RVT-D516-N038 10/pack elbow fitting 5/16" tube to 3/8 NPT	R432000242	50	1
29	QR1-RVT-D532-1032 10/pack elbow fitting 5/32" tube to 10-32	R432000243	70	2
29	QR1-RVT-D532-N014 10/pack elbow fitting 5/32" tube to 1/4 NPT	R432000244	50	1
29	QR1-RVT-D532-N018 10/pack elbow fitting 5/32" tube to 1/8 NPT	R432000245	50	1
29	QR1-RY2-D014 10/pack push-in Y 1/4 stem to 2x 1/4"	R432000262	50	1
29	QR1-RYK-D014 10/pack Y 1/4" tube	R432000267	70	2
29	QR1-RYK-D038 10/pack Y 3/8" tube	R432000268	50	1
29	QR1-RYK-D516 10/pack Y 5/16" tube	R432000269	30	2
29	QR1-RYK-D532 10/pack Y 5/32" tube	R432000270	50	1
29	QR1-S-RBS-DA06 20/pack plug 6mm stem	2123206000	40	1
29	QR1-S-RBS-DA12 10/pack plug 12mm stem	2123212000	50	1
29	QR1-S-RED-DA08-DA06 10/pack push-in reducer 6mm to 4mm	2121708060	50	1
29	QR1-S-RED-DA10-DA06 10/pack push-in reducer 10mm to 6mm	2121710060	50	1
29	QR1-S-RPN-G014-DA04 10/pack straight fitting 4mm tube to 1/4 BSPP	2121004140	50	1
29	QR1-S-RPN-G014-DA06 10/pack straight fitting 6mm tube to 1/4 BSPP	2121006140	50	1
29	QR1-S-RPN-G014-DA08 10/pack straight fitting 1/4 BSPP to 8mm (5/16") tube	2121008140	50	1
29	QR1-S-RPN-G014-DA10 10/pack straight fitting 1/4 BSPP to 10mm tube	2121010140	50	1
29	QR1-S-RPN-G014-DA12 10/pack straight fitting 1/4 BSPP to 12mm tube	2121012140	50	1
29	QR1-S-RPN-G018-DA04 10/pack straight fitting 4mm tube to 1/8 BSPP	2121004180	50	1
29	QR1-S-RPN-G018-DA06 10/pack straight fitting 6mm tube to 1/8 BSPP	2121006180	50	1
29	QR1-S-RPN-G018-DA08 10/pack straight fitting 1/8 BSPP to 8mm (5/16") tube	2121008180	50	1
29	QR1-S-RPN-G038-DA08 10/pack straight fitting 3/8 BSPP to 8mm (5/16") tube	2121008380	50	1
29	QR1-S-RPN-G038-DA10 10/pack straight fitting 3/8 BSPP to 10mm tube	2121010380	50	1
29	QR1-S-RPN-G038-DA12 10/pack straight fitting 3/8 BSPP to 12mm tube	2121012380	50	1
29	QR1-S-RPN-M005-DA06 10/pack straight fitting 6mm tube to M5	2121006050	50	1
29	QR1-S-RSK-DA06 10/pack tube union 6mm tube	2121506000	50	1
29	QR1-S-RSK-DA10 10/pack tube union 10mm tube	2121510000	50	1
29	QR1-S-RTK-DA06 10/pack tee 6mm tube	2121106000	30	1
29	QR1-S-RTK-DA10 10/pack tee 10mm tube	2121110000	30	1
29	QR1-S-RTK-DA12 10/pack tee 12mm tube	2121112000	30	1
29	QR1-S-RVK-DA06 10/pack union elbow 6mm tube	2121206000	30	1
29	QR1-S-RVT-G012-DA12 10/pack elbow fitting 1/2 BSPP to 12mm tube	2122012120	50	1
29	QR1-S-RVT-G014-DA04 10/pack elbow fitting 1/4 BSPP to 4mm (5/32") tube	2122004140	50	1
29	QR1-S-RVT-G014-DA06 10/pack elbow fitting 1/4 BSPP to 6mm tube	2122006140	50	1



## GoTo Focused Delivery Program: Part Numbers

Page Number	Description/Model Code	Part Number	Maximum Quantity	Shipment (Business Days)
33	QR1-S-RVT-G014-DA08 10/pack elbow fitting 1/4 BSPP to 8mm (5/16") tube	2122008140	50	1
33	QR1-S-RVT-G014-DA10 10/pack elbow fitting 1/4 BSPP to 10mm tube	2122010140	50	1
33	QR1-S-RVT-G014-DA12 10/pack elbow fitting 1/4 BSPP to 12mm tube	2122012140	50	1
33	QR1-S-RVT-G018-DA04 10/pack elbow fitting 1/8 BSPP to 4mm (5/32") tube	2122004180	50	1
33	QR1-S-RVT-G018-DA06 10/pack elbow fitting 1/8 BSPP to 6mm tube	2122006180	50	1
33	QR1-S-RVT-G018-DA08 10/pack elbow fitting 1/8 BSPP to 8mm (5/16") tube	2122008180	50	1
33	QR1-S-RVT-G038-DA08 10/pack elbow fitting 3/8 BSPP to 8mm (5/16") tube	2122008380	50	1
33	QR1-S-RVT-M005-DA06 10/pack elbow fitting M5 to 6mm tube	2122006050	50	1
33	QR1-S-RYK-DA06 10/pack Y 6mm tube	2121806000	30	1
33	QR1-S-RYK-DA12 10/pack Y 12mm tube	2121812000	10	1
33	Silencer, 1/2 BSPP thread, Polyethylene, 1/pack	1827000022	10	1
33	Silencer, 1/2 BSPP thread, Sintered Bronze, 2/pack	1827000003	10	1
33	Silencer, 1/2" OD stem for push-in connection, Polyethylene, 5/pack	R412007714	10	1
33	Silencer, 1/2"NPT, metal, threaded	R432011952	10	1
33	Silencer, 1/4 BSPP thread, Polyethylene, 5/pack	1827000020	10	1
33	Silencer, 1/4 BSPP thread, Sintered Bronze, 10/pack	1827000001	10	1
33	Silencer, 1/4" OD stem for push-in connection, Polyethylene, 5/pack	R412005727	10	1
33	Silencer, 1/4"NPT, metal threaded	R432012060	10	1
33	Silencer, 1/8 BSPP thread, Polyethylene, 5/pack	1827000019	10	1
33	Silencer, 1/8 BSPP thread, Sintered Bronze, 10/pack	1827000000	10	1
33	Silencer, 1/8"NPT, metal threaded	R432012062	5	1
33	Silencer, 10mm OD stem for push-in connection, Polyethylene, 5/pack	R412000593	10	1
33	Silencer, 12mm OD stem for push-in connection, Polyethylene, 5/pack	R412007715	10	1
33	Silencer, 3/4"NPT, metal, threaded	R432012059	10	1
33	Silencer, 3/8 BSPP thread, Polyethylene, 2/pack	1827000021	10	1
33	Silencer, 3/8 BSPP thread, Sintered Bronze, 5/pack	1827000002	10	1
33	Silencer, 3/8"NPT, metal, threaded	R432012058	10	1
33	Silencer, 6mm OD stem for push-in connection, Polyethylene, 5/pack	R412000591	10	1
33	Silencer, 8mm OD stem for push-in connection, Polyethylene, 5/pack	R412007520	10	1
33	TU1-S-PUR-006-0105-BU-0025, blue, 25 meters, 6mm (unit is meters)	1820712032	25	1
33	TU1-S-PUR-006-0105-BU-0100, blue, 100 meters, 6mm (unit is meters)	1820712037	100 mtr.	1
33	TU1-S-PUR-006-0105-NT-0100, clear, 100 meters, 6mm (unit is meters)	1820712006	100 mtr.	1
33	TU1-S-PUR-008-0115-BU-0025, blue, 25 meters, 8mm (unit is meters)	1820712033	25	1
33	TU1-S-PUR-010-0125-BU-0025, blue, 25 meters, 10mm (unit is meters)	1820712035	25	1
33	TU1-S-PUR-010-0125-BU-0100, blue, 100 meters, 10mm (unit is meters)	1820712039	100 mtr.	1
33	TU1-S-PUR-010-0125-NT-0100, clear, 100 meters, 10mm (unit is meters)	1820712009	100 mtr.	1
33	TU1-S-PUR-012-0150-BU-0025, blue, 25 meters, 12mm (unit is meters)	1820712034	25	1
33	TU1-S-PUR-012-0150-BU-0100, blue, 100 meters, 12mm (unit is meters)	1820712040	100 mtr.	1
33	TU1-S-PUR-012-0150-NT-0100, clear, 100 meters, 12mm (unit is meters)	1820712082	100 mtr.	1

## GoTo Focused Delivery Program: Notes



**Bosch Rexroth Pneumatics Corp.**

1953 Mercer Road  
Lexington, KY 40511  
Telephone (859) 254-8031  
info.us@rexrothpneumatics.com  
www.rexrothpneumatics.com/us

**Bosch Rexroth Pneumatics Inc.**

3426 Mainway Drive  
Burlington, ON L7M 1A8  
Telephone (905) 332-0399  
info.ca@rexrothpneumatics.com